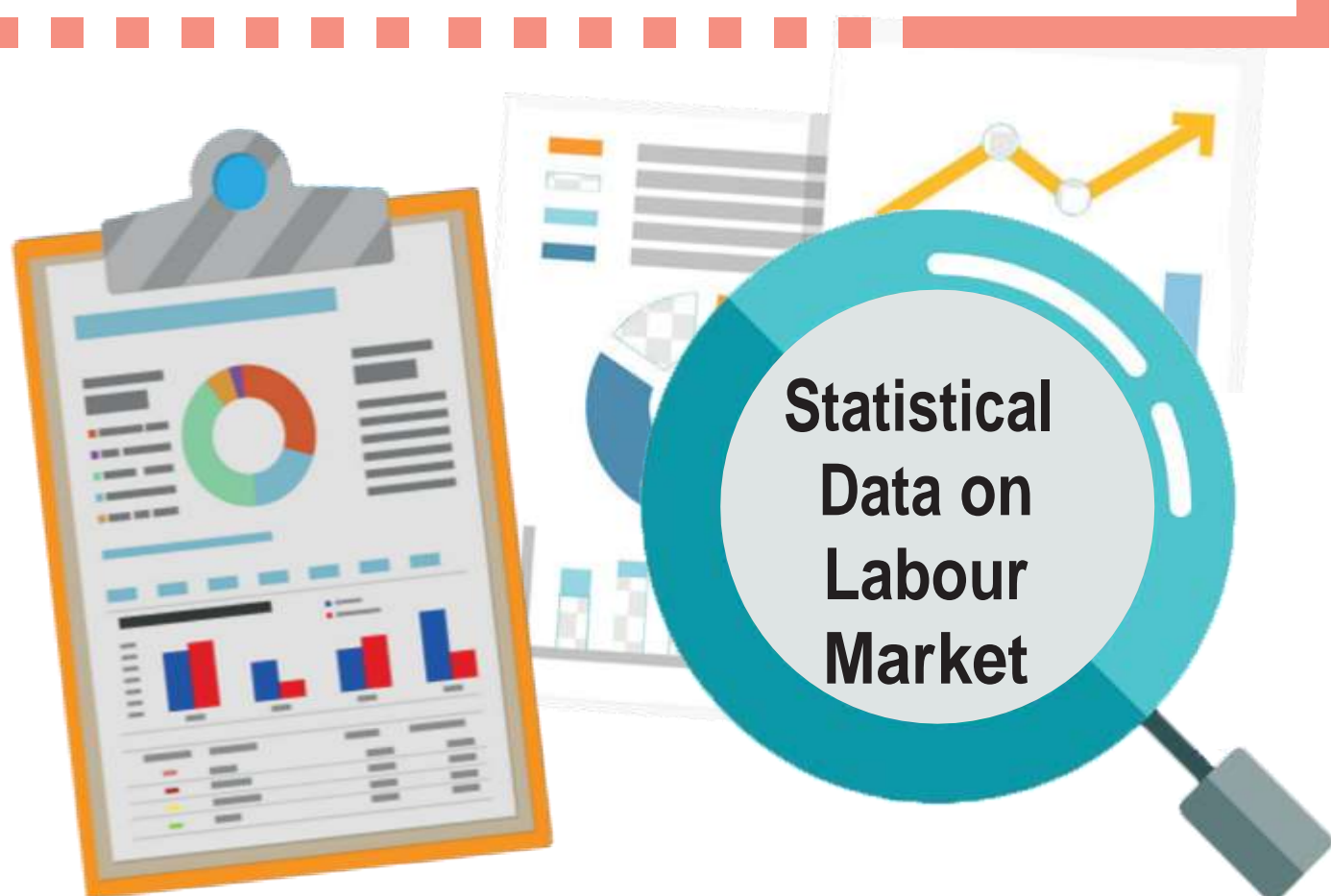


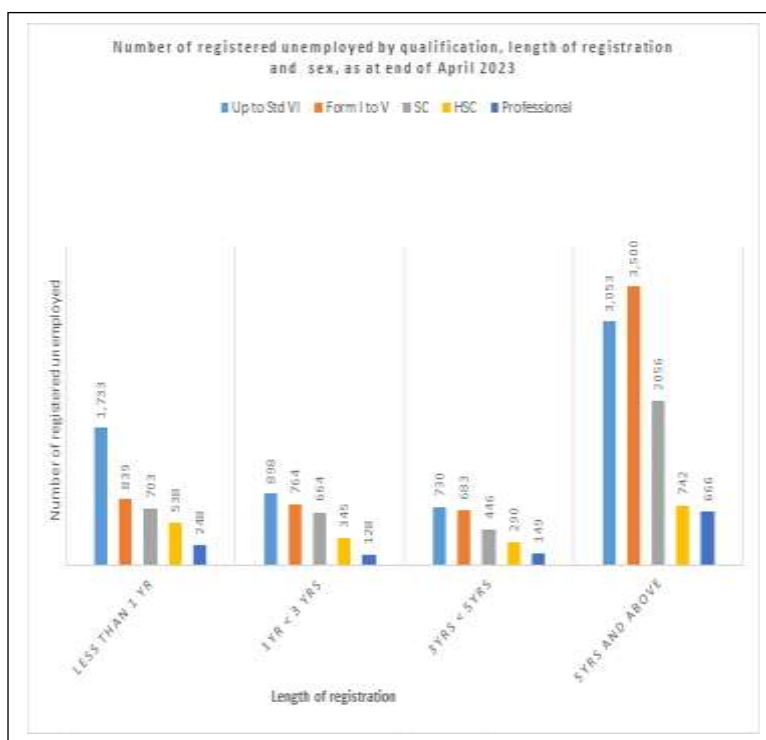
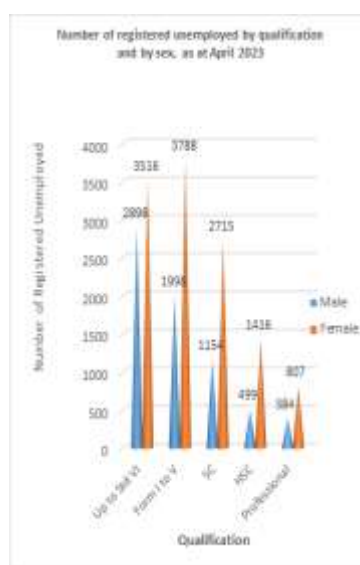
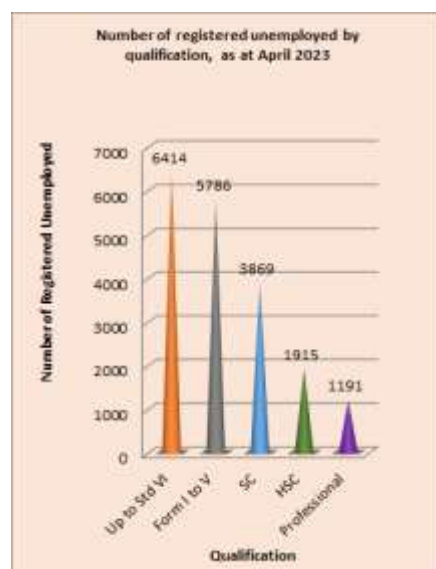
NATIONAL EMPLOYMENT DEPARTMENT
MONTHLY BULLETIN
APRIL 2023



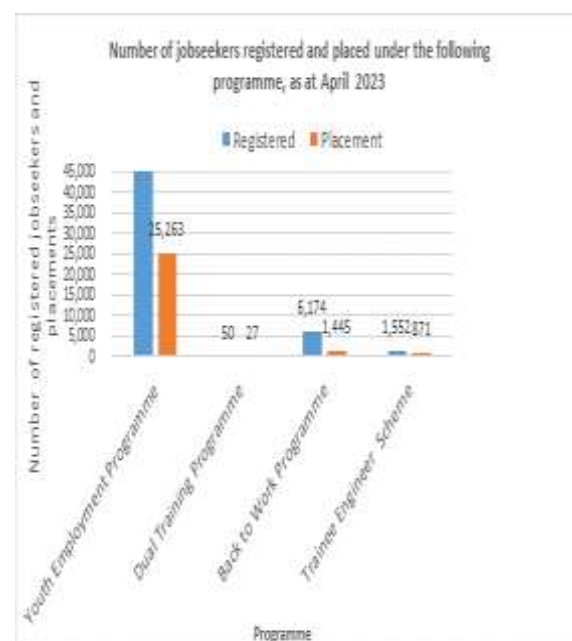
39, 179 jobseekers seeking employment including (19, 175) as unemployed or a better job (20, 004) as at end of April 2023



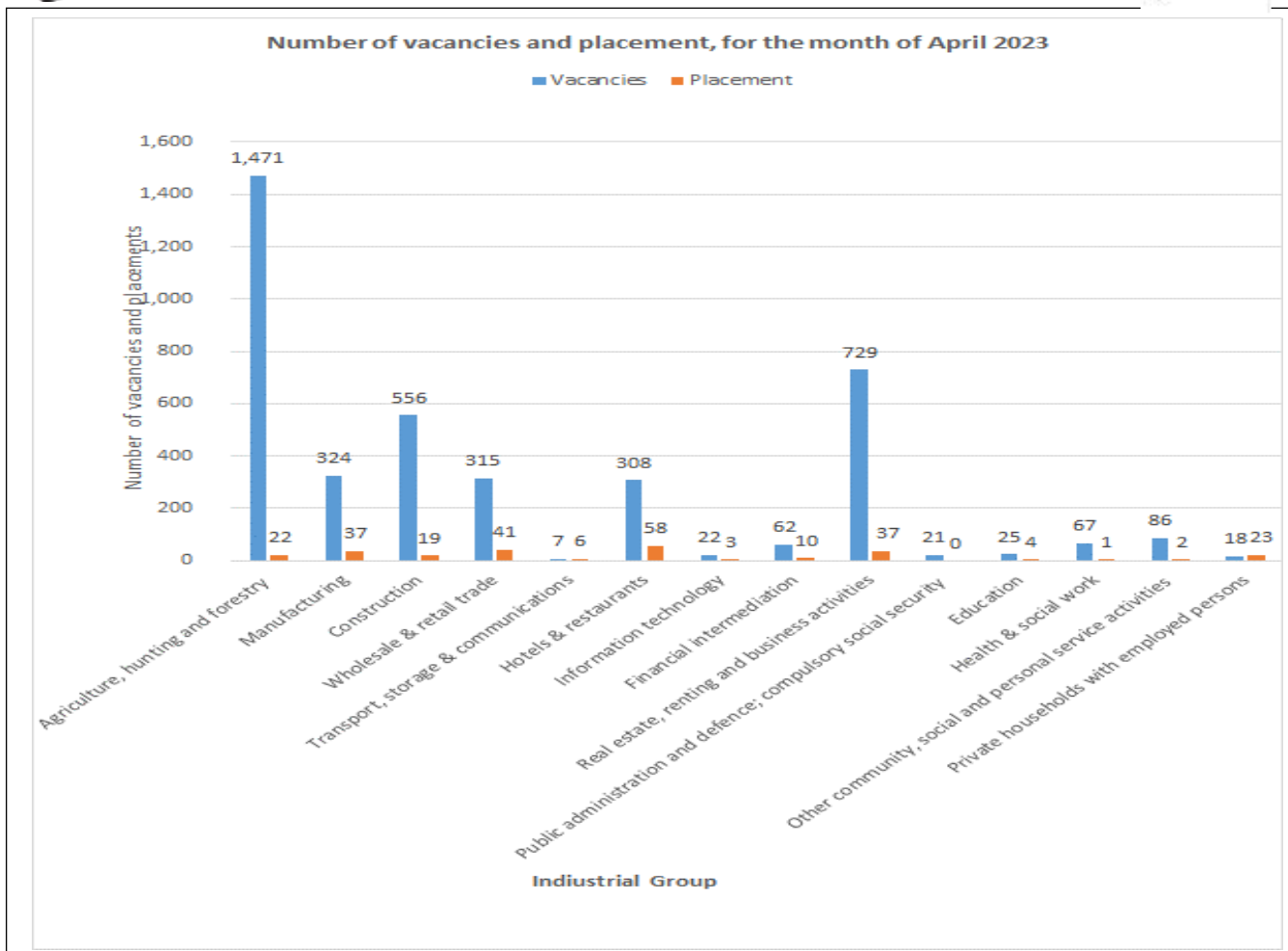
Profiling of unemployed jobseekers



Training Programmes



Vacancies & Placement – Industrial Group



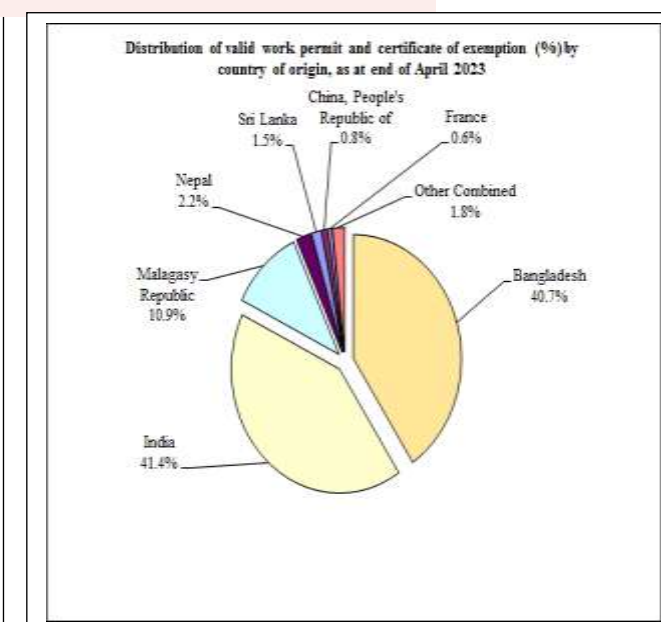
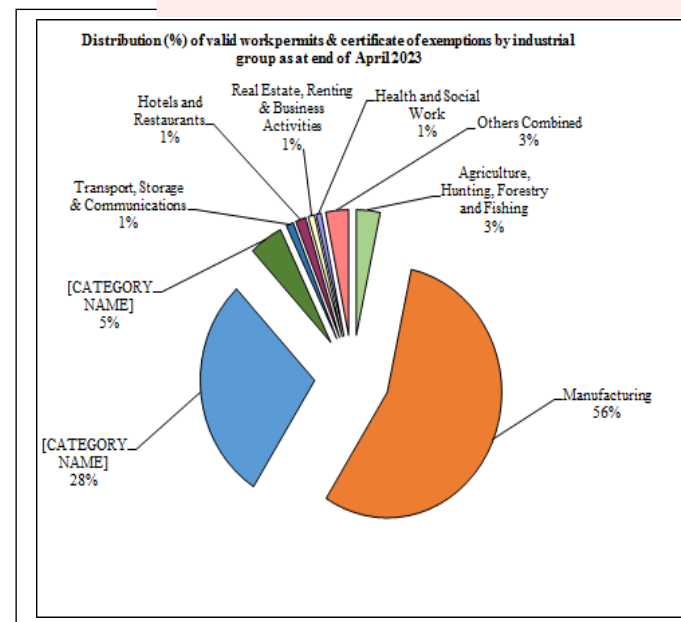
Foreign Workers (Work Permits and Certificate of Exemption: 35 823)




Male: 31 123



Female: 4 700





Please Open To View

National Employment Department Monthly Bulletin - April 2023

CONTENTS

	Page
Fact Sheet on Labour Market Indicators	4a - 4b
Section 1 - Registered unemployed in Mauritius	
1. Introduction	6 - 19
2. Registered jobseekers, as at the end of April 2023	6 - 10
Table 1 - Number of registered Unemployed and In Employment jobseekers by sex, as at end of April 2023	6
Table 2 - Registered unemployed jobseekers by age group and sex, as at end of April 2023	7
Table 3 - Registered unemployed jobseekers by qualification and sex, as at end of April 2023	8
3. In employment and seeking another job	10
4. De-registration	10
5. Vacancies	10 - 11
Table 4 - Number of vacancies notified in April 2023	10
Table 4a - Number of vacancies notified by occupation (20 and more) in April 2023	11
6. Workfare Programme	12
Table 5 - Laid off workers registered and redeployed for the month of April 2023	12
7. Magazine de L'Emploi et des Metiers	12
Table 6 - Statistics on Magazine de L'Emploi et des Metiers, as at 30 April 2023	12
8. Website of National Employment Department	13
Table 7 - Statistics on the website	13
9. Youth Employment Programme, Dual Training Programme, Back to Work Programme and Trainee Engineer Scheme	13 - 16
10. Career Guidance Service Unit	16 - 17
11. Outward Labour Migration	17
12. Job Placement	17 - 18
Table 8 - Type of placements by sex, April 2023	18
13. Work Permits and Certificates of Exemption	19
Table 9 - Number of registered unemployed by qualification, length of registration, sex & age group, as at end of April 2023	20 - 20a
10 - Number of registered Unemployed and In Employment jobseekers by EIC and sex, as at end of April 2023	21
11 - Change in number of registered unemployed by age group & sex, March 2023 - April 2023	22
12 - Number of registered unemployed by occupational group & sex, as at end of April 2023	22
13 - Number of registered unemployed by district and sex, as at end of April 2023	24
14 - Number of registered unemployed by locality and sex, as at the end of April 2023	24 - 26
15 - Number of registered unemployed with disabilities by nature of disability and sex, as at end of April 2023	27

Table 16	- Number of unemployed new registrants, re-registrants & those who reported for maintaining their registration by Employment Information Centre & sex, April 2023	28
17	- Change in the number of new unemployed registrants by educational attainment & sex, March 2023 - April 2023	29
18	- Number of new unemployed registrants by educational attainment, sex & age group, April 2023	29
19	- Number of new unemployed registrants by occupational group and sex, April 2023	30
20	- Number of In Employment new registrants, re-registrants & those who reported for maintaining their registration by Employment Information Centre & sex, April 2023	30
21	- Number of Unemployed and In Employment jobseekers de-registered by EIC and sex, April 2023	31
22	- Number of vacancies notified in EICs by industrial group and sex, April 2023	32
23	- Number of vacancies notified in the press by industrial group and sex, April 2023	32
24	- Number of vacancies notified in the press and in EICs by industrial group and skill level, April 2023	33
25	- Change in number of vacancies notified in the press and in EICs by industrial group, March 2023- April 2023	35
26	- Number of placements effected under the Youth Employment Programme by industrial group and sex, April 2023	36
27	- Result of submission of candidates to employers for job placement effected in April 2023	37
28	- Number of placements effected by industrial group, occupation and sex, April 2023	38 - 41

Work Permits and Certificates of Exemption

Table 29	- Number of new work permits issued by industrial group, occupation and sex, April 2023	43 - 46
30	- Number of work permits renewed by industrial group, occupation and sex, April 2023	47 - 50
31	- Number of new work permits issued and renewed work permits by country of origin and sex, April 2023	51
32	- Number of new and renewed work permits by industrial group and sex, April 2023	53
33	- Number of certificates of exemption issued and renewed by country of origin & sex, April 2023	54
34	- Number of valid work permits and certificates of exemption by industrial group & sex, as at end of April 2023	55
35	- Number of valid work permits and certificates of exemption by country of origin & sex, as at end of April 2023	56 - 57

Section 2 - Registered unemployed in the Island of Rodrigues

Table 1.1	- Number of registered unemployed and in employment jobseekers by sex, as at end of April 2023	59
1.2	- Number of registered unemployed and in employment by sex and age group, as at end April 2023	59
1.3	- Registered unemployed jobseekers by qualification & sex, as at end of April 2023	60
1.4	- Number of registered unemployed by qualification, length of registration, sex & age group, as at end of April 2023	61 - 62
1.5	- Number of registered unemployed by occupational group & sex, as at end of April 2023	64
1.6	- Number of Unemployed and In Employment new registrants, re-registrants & those who reported for maintaining their registration by sex, April 2023	64
1.7	- Number of registered unemployed with disabilities by nature of disability and sex, as at end of April 2023	65

Glossary		66 - 69
-----------------	--	---------

FIGURES

ISLAND OF MAURITIUS

Figure 1	- Registered unemployed by educational attainment, as at end of April 2023	23
2	- Number of registered unemployed by age group & sex, as at end of April 2023	23
3	- Number of vacancies by industrial group, April 2023	34
4	- Distribution (%) of vacancies by skill level, April 2023	34
5	- Distribution (%) of new work permits & renewed work permits by country of origin, April 2023	52
6	- Number of new work permits issued & renewed work permits by industrial group, April 2023	52

ISLAND OF RODRIGUES

Figure 7	- Registered unemployed by educational attainment, as at end of April 2023	63
8	- Number of registered unemployed by age group & sex, as at end of April 2023	63

Fact Sheet on Labour Market Indicators: Human Resource Development and Training Division

Indicators	Mar-23	Apr-23	Change	% Change
Registered jobseekers	38,851	39,179	328	1
Male	17,019	17,187	168	1
Female	21,832	21,992	160	1
Registered unemployed jobseekers	18,967	19,175	208	1
Male	6,852	6,933	81	1
Female	12,115	12,242	127	1
Registered In employment jobseekers	19,884	20,004	120	1
Male	10,167	10,254	87	1
Female	9,717	9,750	33	0
Registered unemployed professional jobseekers	1,195	1,191	-4	0
Male	386	384	-2	-1
Female	809	807	-2	0
Registered unemployed youth jobseekers (16 - 35 years)	11,502	11,645	143	1
Male	4,432	4,478	46	1
Female	7,070	7,167	97	1
Registered new unemployed jobseekers	681	530	-151	-22
Male	303	250	-53	-17
Female	378	280	-98	-26
Registered unemployed jobseekers with disabilities	124	130	6	5
Male	85	90	5	6
Female	39	40	1	3
Vacancies notified or advertised	6,599	4,011	-2,588	-39
Employment Information Centres	5,347	3,451	-1,896	-35
Press	1,252	560	1,380	110
Jobseekers referred for vacancies notified	4,763	4,504	-259	-5
Male	1,868	1,847	-21	-1
Female	2,895	2,657	-238	-8
Jobseekers placed	504	374	-130	-26
Male	284	163	-121	-43
Female	220	211	-9	-4
Valid work permits	29,580	30,070	490	2
Male	24,991	25,505	514	2
Female	4,589	4,565	-24	-1
Valid certificates of exemption	5,945	5,753	-192	-3
Male	5,806	5,618	-188	-3
Female	139	135	-4	-3

For more information, visit the website of the Human Resource Development and Training Division:
<https://mauritiusjobs.govmu.org>

Fact Sheet on Labour Market Indicators: Statistics Mauritius

Indicators	4 th Quarter 2022	Year 2022
Active Population (Labour Force)	570,300	562,800
Male	344,400	338,400
Female	225,900	224,400
Activity rate (%)	56.4	55.7
Male	70.4	69.2
Female	43.3	43.0
Employed population	531,500	519,600
Male	326,100	318,000
Female	205,400	201,600
Unemployed population	38,800	43,200
Male	18,300	20,400
Female	20,500	22,800
Unemployed with tertiary qualifications	6,200	7,000
Male	2,500	3,300
Female	3,700	3,700
Unemployed youth (16-35 years)	28,400	31,300
Male	12,800	15,200
Female	15,600	16,100
Unemployment rate (%)	6.8	7.7
Male	5.3	6.0
Female	9.1	10.2
	2022¹	2023²
GDP Growth Rate at market prices (%)	+8.7	+5.0
	2021	2022
The Headline Inflation Rate (%) for year and for twelve months ending	4.0	10.8

For more information, visit the website of Statistics Mauritius: <https://statsmauritius.govmu.org>

¹ Revised

² Forecast

SECTION I



National Employment Department Monthly Bulletin – April 2023

1. Introduction

This is a monthly bulletin prepared by the Ministry of Labour, Human Resource Development and Training to present data on registered unemployed, vacancies, placements of jobseekers and work permits. This present issue refers to the month of April 2023 for the Island of Mauritius and Island of Rodrigues.

The data are compiled based on information collected at the thirteen Employment Information Centres (EICs) throughout the island and at the different units of the National Employment Department.

Registered unemployed comprise new registrants, re-registrants and those maintaining their registration. “New registrants” refers to new jobseekers wishing to be placed on the live register of unemployed of the National Employment Department. “Re-registrants” refers to those who have ceased registration for a period not exceeding two years, and come back to be re-admitted on the live register. If the break is more than two years then the case will be considered as a new one.

2. Registered jobseekers as at the end of April 2023

The total number of registered unemployed at the end of April 2023 stood at 19,175 (6,933 males and 12,242 females). These figures include laid off workers who are registered under the Workfare Programme.

In addition to registered unemployed, 20,004 jobseekers (10,254 males and 9,750 females), who though already in employment, were registered at the Employment Information Centres, in search of a better job.

Table 1 - Number of registered Unemployed and In Employment jobseekers by sex, as at end of April 2023

Registered Jobseekers	Male	Female	Both sexes
Unemployed	6,933	12,242	19,175
In Employment	10,254	9,750	20,004
Total	17,187	21,992	39,179

2.1 Distribution of registered unemployed by sex and age, qualification, length of registration, occupational group, district, locality and disability as at the end of April 2023

2.1.1 Distribution by sex and age (Tables 2 and 9)

The proportion of females among the registered unemployed was 64% against 36% for males. The proportion of registered unemployed aged between 16 and 29 years was 51% for males and 40% among females respectively. The mean age worked out to 34 years for male and 36 years for female jobseekers. The table below provides for the profile of registered unemployed jobseekers by age group.

Table 2 - Registered unemployed jobseekers by age group and sex, as at end of April 2023

Age group	Male		Female		Total	
	Number	%	Number	%	Number	%
16-29	3,536	51	4,888	40	8,424	44
30-34	829	12	1,936	16	2,765	14
35-39	596	9	1,657	14	2,253	12
40-44	615	9	1,829	15	2,444	13
45-49	480	7	1,121	9	1,601	8
50-54	381	5	443	4	824	4
55-65	496	7	368	3	864	5
Total	6,933	100	12,242	100	19,175	100

2.1.2 Distribution by qualification (Table 9)

Among the registered unemployed, some 25% have never been to school or did not pass the Certificate of Primary Education; while about 9% possessed the CPE as the only qualification. Another 30% have followed secondary education (Form I to V), without passing the School Certificate. The proportion of registered unemployed with SC, HSC and tertiary education were 20%, 10% and 6% respectively.

In general, female registered unemployed are more qualified than their male counterparts. The percentage of males and females who did not possess their Certificate of Primary Education was 32% and 20% respectively. On the other hand, 17% of males and 22% of females registered unemployed have attained the School Certificate, 7% of males and 12% of females the Higher School Certificate and 6% of males and 7% of females as professionals. The next table provides for the profile of registered unemployed jobseekers by qualification and sex.

Table 3 - Registered unemployed jobseekers by qualification and sex, as at end of April 2023

Qualification	Male		Female		Total	
	Number	%	Number	%	Number	%
Education Nil + Std VI Failed	2,202	32	2,509	20	4,711	25
Standard VI Passed	696	10	1,007	8	1,703	9
Form I to V (including SC failed)	1,998	29	3,788	31	5,786	30
SC	1,154	17	2,715	22	3,869	20
HSC	499	7	1,416	12	1,915	10
Professional	384	6	807	7	1,191	6
Total	6,933	100	12,242	100	19,175	100

2.1.3 Distribution by length of registration (Table 9)

Out of the 19,175 registered unemployed as at the end of April 2023, 21% have registered for less than one year and 15% have been registered for a period between one and three years. It is to be noted that 52% have been on the registration list for five years or more. On average, an unemployed has been in registration for 3.5 years. The average length of registration for females being slightly higher than that of males, 3.7 years compared to 3.1 years.

2.1.4 Number of registered unemployed & In employment by EICs & Gender (Table 10)

Table 10 provides for the number of registered Unemployed and In Employment jobseekers by EIC and sex, as at the end of April 2023.

2.1.5 Comparison with the previous month (Table 11)

Compared to March 2023, the number of registered unemployed has increased by 208 from 18,967 from March 2023 to 19,175 for April 2023 (Table 11).

2.1.6 Distribution by occupational group (Table 12)

Registered unemployed are classified into occupational groups according to their previous work experience or their technical or professional qualifications. Among the 19,175 unemployed registrants, (26%) were classified as “Clerical Support Workers”, (22%) were classified as “Service and Sales Workers” and (17%) were engaged in “Elementary Occupations. About (5%) had never worked and did not possess any technical or professional qualifications while (6%) were classified as “Managers; Professionals”.

2.1.7 Geographical distribution (Tables 13 & 14)

Table 13 gives the distribution of registered unemployed by district and sex. An analysis of registered unemployed by locality shows that the region of Port Louis had the greatest number of registered unemployed (2,129) followed by Quatre Bornes and Vacoas (1,046 and 861 respectively). The lowest number of registered unemployed are at Tamarin (23), followed by Case Noyale (41) and Baie Du Cap (52).

2.1.8 Registered unemployed with disabilities (Table 15)

Among the 19,175 unemployed registrants, 130 persons with disabilities were looking for work comprising of 90 males and 40 females. Table 15 gives the number of registered unemployed with disabilities by their type of disability.

2.2 New registration, re-registration and maintaining registration in April 2023

2.2.1 New registration

In April 2023, 530 persons (250 males and 280 females) have registered themselves as unemployed for the first time (Table 16). Compared to March 2023, the number of new unemployed registrants has decreased by 151, from 681 for March 2023 to 530 for April 2023 (Table 17).

About 68% of the new registrants were aged between 16 and 29 years old and 16% were aged between 30 and 39 years old. Those aged 40 years and above amounted to 86 i.e. 16% (Table 18).

Among the new unemployed registrants, for the month of April 2023, 229 (43%) have never been to school or have attained only primary school level. Of these 43 (19%) have achieved the Certificate of Primary Education. Some 21% have followed the secondary education without passing the School Certificate; 14% had the School Certificate and 16% possessed the Higher School Certificate as their highest qualification. Among the new registrants, 35 (7%) were holders of professional qualifications (Table 18).

Out of the 530 new registrants, 72 persons had neither worked before nor undergone any technical or professional training. Some 21% had previous work experience or were qualified to work as “Clerical Support Workers” and 15% of the new unemployed registrants were classified under “Service and sales workers”. About 23% had been engaged in “Elementary Occupations”. Among the new registered unemployed, 39 (7%) had work experience or were qualified as “Managers; Professionals” (Table 19).

2.2.2 Re-registration and maintaining registration

The total number of re-registration for the month of April 2023 stood at 775 (347 males and 428 females). A total of 2,120 unemployed persons (726 males and 1,394 females) reported to the Employment Information Centres to maintain their registration (Table 16).

3. In employment and seeking another job

During the month of April 2023, 689 persons who, though already in employment, registered themselves at the Employment Information Centres in search of better jobs. Among them, 127 (59 males and 68 females) were new registrants and 562 (332 males and 230 females) were re-registrants (Table 20).

There were also 2,427 registrants, in employment, who reported to the Employment Information Centres to maintain their registration comprising of 1,228 males and 1,199 females.

4. De-Registration

De-Registration refers to jobseekers who fail to maintain their registration during the month and consequently their applications are removed from the live register and placed in a dormant register.

During the month of April 2023, 1,625 (770 males and 855 females) jobseekers have de-registered their application as jobseeker, out of which 924 (416 males and 508 females) were unemployed jobseekers and 701 (354 males and 347 females) as in employment jobseekers (Table 21).

5. Vacancies

In April 2023, vacancies notified to the Employment Information Centres numbered to 3,451. The highest number of vacancies being, 1,381 was advertised in the “*Real estate, renting and business activities*” sector (Table 22).

A total of 560 vacancies has been notified in the press during the month of April 2023. The highest of the vacancies were from ‘*Real estate, renting and business activities*’ sector with 183 vacancies (Table 23).

Overall, the total number of vacancies notified for the month of April 2023 was 4,011. The next table provides for the number of vacancies notified in April 2023.

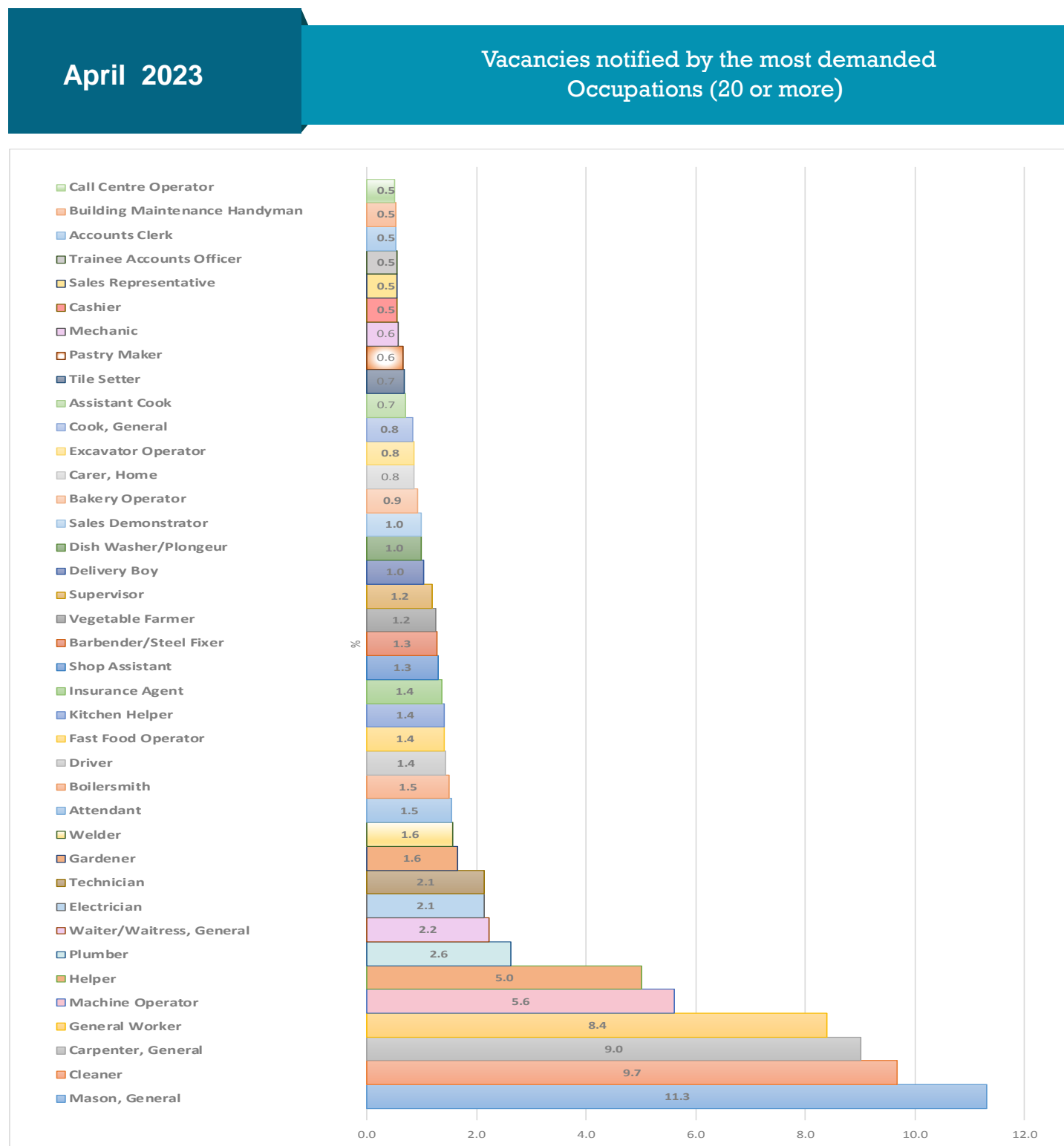
Table 4 - Number of vacancies notified in April 2023

Notification	Male	Female	Either male or female	Total
EICs	1,888	129	1,434	3,451
Press	89	27	444	560
Total	1,977	156	1,878	4,011

Table 24 shows the distribution of vacancies by industry and skill level. Compared to March 2023, the number of vacancies for the month of April 2023 has decreased by 2,588 as shown in Table 25.

The next table provides for the number of vacancies notified by the most demanded occupations in April 2023.

Table 4a:



The most demanded vacancies in April 2023 represent 11.3% for Mason, 9.7% for Cleaner and 9.0% for General Carpenter.

6. Workfare Programme

The role of the National Employment Department is to facilitate redeployment of laid-off workers for those who have opted for job placement. The laid off workers are eligible to a Transitional Unemployment Benefit (TUB) for a period of maximum 12 months.

The number of laid-off workers still registered under the Workfare Programme as at 30 April 2023 stood at 3,198 (1,957 males, 1,241 females).

For the month of April 2023, 278 laid off workers (152 males, 126 females) were registered. 34 laid off workers (24 males, 10 females) were placed during the same month.

Table 5 - Laid off workers registered and redeployed for the month of April 2023

Reported to National Employment Department for Redeployment			Redeployed		
Male	Female	Total	Male	Female	Total
152	126	278	24	10	34

7. Magazine de L'Emploi et des Metiers



During the month of April 2023, 4 programmes consisting of 523 vacancies were broadcast.

Reportages were conducted in the IT/BPO sector and on the ILO/SAMM projects in Mauritius during the month of April 2023. 15 jobseekers (10 males and 5 females) were placed during the said month.

Since the start of the programme in 21 March 2007, the number of jobseekers placed has reached 12,002.

Table 6 - Statistics on Magazine de L'Emploi et des Metiers as at 30 April 2023

Number of programmes broadcast	944
Number of vacancies broadcast	186,646
Number of placement	12,002

8. The website of National Employment Department: <https://mauritiusjobs.govmu.org>



The website <https://mauritiusjobs.govmu.org> was launched in September 2014. The objective of the website is as follows:

- To have a dedicated and state of the art interactive website for jobseekers and employers that will be more user-friendly and responsive.
- To incorporate overseas vacancies notified in the context of the International Organization for Migration (IOM).
- To provide a quicker search engine both for jobseekers and employers.

The Benefits of the Website are:

- Jobseekers can view latest vacancies both local and abroad
- Jobseekers can apply for jobs directly
- Employers can upload their vacancies and effect quick search for potential candidates.
- Employers can view profiles of candidates, CVs, references and qualifications.
- Free of cost and accessible to intended users even on smart phones, tablets and laptops and will be linked to all the other related stakeholders dealing with employment issues.

Table 7 - Statistics on the website

Type of statistics	For the month of April 2023	As at the end of April 2023
Number of jobseekers registered	320 (204 <i>males and</i> 116 <i>females</i>)	50,319
Number of employers registered	79	5,968
Number of vacancies posted	590	35,066
Number of jobseekers placed	2 (1 <i>male + 1</i> <i>female</i>)	349

9. Youth Employment Programme, Dual Training Programme, Back to Work Programme and Trainee Engineer Scheme



9.1 The Youth Employment Programme (YEP) which started in 2013 is meant for unemployed youth aged between 16 and 35 years and provides them with training and placement in an enterprise for an

initial period of one year with the possibility of one additional year of placement with another enterprise. The Programme provides for the payment of a monthly stipend to the youth as follows:

HSC : Rs 8,000
 Diploma : Rs 10,000
 Graduates: Rs 15,000

50% of the stipend is refunded to the employer by Government as well as 50% of the training cost up to a maximum of Rs 7,500 per youth.

Since December 2015, the YEP has been extended to the public sector.

According to the YEP Secretariat, there is a total number of 45,071 (19,758 males and 25,313 females) youth registered with YEP as at 30 April 2023.

The number of Employers registered with YEP is 7,611, out of which 38% are actively participating in the recruitment process.

The number of jobseekers placed in companies through the YEP as at 30 April 2023 is 25,263 (11,284 males and 13,979 females). 49 (7 males and 22 females) jobseekers were placed in the public and private sectors. 29 jobseekers (14 males and 15 females) were placed in the private sector in “*Information and communication (including BPO)*” sector (Table 26). The remaining 20 jobseekers (1 male and 19 females) were placed in the public sector during the month of April 2023.



9.2 The Dual Training Programme (DTP), launched in September 2015 provides for unemployed Mauritians to follow a Diploma or Degree Course with a tertiary institution registered with either the Tertiary Education Commission or the Mauritius Qualifications Authority in fields required by the labour market, with placement in an enterprise. Under the Programme, trainees will be paid a monthly stipend of Rs 6,000 for a maximum period of three years. As for employers, they will be refunded 60% of the course fees, per year per trainee as well as the stipend for a maximum of three years. After satisfactory completion of the course, the trainees may be employed.

According to the DTP secretariat, 50 companies have registered in the DTP and 205 trainees have successfully completed their training, out of which 90 males and 115 females. The trainees have completed their training programme in different courses such as BTS Assistant de Gestion, BTS Services Informatiques aux Organisations and Technician Diploma in Mechanical and

Electrical Engineering. The training institutions are Universite des Mascareignes and MCCI Business School. 155 trainees have obtained permanent jobs after completion of the training.

27 trainees including 16 males and 11 females are currently on placement with private companies.



9.3 The Back to Work Programme (BTWP) which was launched in September 2015 is meant for women above 30 years of age to enable them take up or resume employment. The Programme provides for the placement of women in a job for an initial period of one year following which they might be employed. During the placement period, the women will be paid a stipend up to a maximum of Rs 10,575 and will get the opportunity of following training in a registered institution.

Employers enrolling women on placement under the Programme will be refunded the training cost up to a maximum of Rs 7,500 per woman as well as the stipend for the placement period.

According to the BTWP secretariat, as at the end of April 2023, 938 employers are registered in the programme, out of which 39% participated actively. 6,174 women are registered in the programme and 1,445 have been placed, out of which 32% in the “*Wholesale and trade*” sector and 27% in the “*Manufacturing*” sector. 721 women have obtained permanent jobs after completion of their placement.

For the month of April 2023, 29 women and 3 employers have registered for the first time, no unemployed women were placed.

In addition, to further empower those women, technical courses are currently being dispensed to them by MITD. The courses are fully sponsored by this Ministry and a stipend of Rs 10,575 are paid to them at the end of the course. 516 unemployed women under the BTWP have been trained in Bakery/Pastry, Beauty Therapy, Hairdressing, Care of the Elderly and Disabled, Early Childhood care and Flower Arrangements.



9.4 Government has found that there is a bottleneck regarding pre- registration of engineers at the Council of Registered Professional Engineers (CRPE). The requirements of two years practical training

under the supervision of professional engineers could not be entertained for lack of training possibilities for our graduates in engineering.

Government thus announced a special scheme in the Budget Programme 2016-2017, for the placement of trainee engineers.

The objective of the TES is to enable Graduates in engineering to qualify for registration with the Council of Registered Professional Engineers of Mauritius and to operate as full-fledged engineers.

The requirements for enlistment of trainees for the Trainee Engineer Scheme: Degree holders in engineering plus eligibility certificate stage 1 from the Council of Registered Professional Engineer.

As at 30 April 2023, the number of applications received for the scheme was 1,552 (1,148 males and 404 females). The number of placements effected in the public sector was 499 (391 males and 108 females) and in the private sector was 372 (282 males and 90 females). Most placements were made in the following fields: 47% in “*Civil Engineering*”, 21% in “*Mechanical Engineering*” and 15% in “*Electrical and Electronics Engineering*”.

19 employers of the public sector and 57 of the private sector are participating in the scheme as at 30 April 2023; while the number of placements for the month of April 2023 stood at 9 trainees including 8 (5 males and 3 females) in the public sector and 1 male trainee in the private sector.

10. Career Guidance Service Unit

The main functions of the Careers Guidance Service are to:

- Establish and maintain contacts with employers, training providers and higher education establishments in order to collect and compile up-to-date career/information.
- Identify clients’ interests, skills, values and personality traits through individual/group counselling appointments, thus helping them develop a career plan.
- Conduct career related activities in schools – assisting students in their choice of subjects, training/employment and educational opportunities, thereby helping them in their career planning.
- Participate in and organize career fairs.
- Certify copies of educational certificates as “True Copy”.

The table below provides for the activities conducted during the month of April 2023

Activities	Number
Talks in secondary schools on Careers Education Programs	38
Guidance & Counselling to the general public and students in schools	155
Certification of copies of educational certificates as "True Copy"	1,106

11. Outward Labour Migration

11.1 A recruitment agency from Quebec, Phoenix GMI, registered on the website of mauritiusjobs in December 2021, has been continuously advertising vacancies on the website since January 2022.

For the month of April 2023, an additional of 2 candidates from Mauritius comprising of 2 male have been offered a job with 2 different employers in the following sectors in Quebec:

Sector	Male	Female	Total
Electrical/Mechanical	2	0	2
Total	2	0	2

12. Job Placement

12.1 Placement is made according to the job requirements of employers. For the month of April 2023, 3,451 vacancies have been processed by the Employment Information Centres and 4,504 registrants were referred for employment by the latter. Out of the 4,504 (1,847 males and 2,657 females) referred jobseekers, 117 declined job offers, 895 failed to report to employers and 2,757 were not selected. There were 257 registrants who reported that they have been employed and the result of referral for 472 remaining applicants was not yet known. For the month of April 2023, placement has been effected for about 7% of the vacancies processed (Table 27).

Some vacancies for the month of March 2023 have been processed during the month of April 2023 leading to 6 additional placements being made.

As regards placement in the public sector, 2 vacancies have been reported for which 370 jobseekers have been referred. No jobseeker has been placed for previous vacancies.

Furthermore, 9 persons registered under the “*Workfare Programme*” have been placed, 4 persons through the TV programme “*Magazine de L’Emploi et des Metiers*”, 1 person through the *Job*

Management system, 13 persons through the “Youth Employment Programme”, 2 persons through the “Trainee Engineer Scheme” and 2 persons through “Outward Labour Migration”. Thus, the total number of placements, for the month of April 2023, amounted to 374 (Table 28) and as shown below.

Table 8 - Type of placements by sex, April 2023

Type of Placement	Male		Female		Total	
	Number	%	Number	%	Number	%
EIC	105	64	158	75	263	70
Public Sector	0	0	0	0	0	0
Workfare Programme	24	15	10	5	34	9
Magazine de L’Emploi et des metiers	10	6	5	2	15	4
Job Management System	1	1	1	0	2	1
Youth Employment Programme	15	9	34	16	49	13
Back to Work Programme	0	0	0	0	0	0
Dual Training Programme	0	0	0	0	0	0
Trainee Engineer Scheme	6	4	3	1	9	2
Overseas Vacancies	2	1	0	0	2	1
Total	163	100	211	100	374	100

12.2 The disparity between the number of vacancies reported and the number of persons placed can be explained by unwillingness of job seekers to accept job offers and also by some criteria set by the employers. Some jobseekers refused job offers because of the conditions of work e.g. low salary, overtime or night duty. Most of the jobseekers refused the jobs offered to them as they are looking for public sector jobs. For some vacancies, no suitable candidates were available.

In some cases, employers were not satisfied with referred candidates and consequently the vacancies were filled by the employers themselves. Some candidates were not selected by employers as according to the latter they were not suitable for the work or lack previous experience. Employers were not willing to offer higher salaries, thus the jobseekers who were looking for a better pay were not selected by the employers.

12.3 A breakdown of placements by industrial group shows that the majority of the placements made were in the “Hotels and Restaurants” sector (58), and “Wholesale & Retail Trade; repair of motor vehicles, motorcycles & personal and household goods” sector (41). The remaining placements were effected in companies engaged in other activities (Table 28).

13. Work Permits and Certificates of Exemption

For the month of April 2023, the number of new work permits issued was 919 (852 males and 67 females). The majority of the new work permits issued was for the “*Construction*” sector (521) followed by “*Manufacturing*” sector with 272 (Table 29 & 32). Out of the 919 new work permits issued, 639 were allocated to Indian workers, 113 to Malagasy workers, 69 to Bangladeshi workers and 64 to Nepalese workers (Tables 31).

The number of work permits renewed for the month of April 2023 amounted to 814 (701 males and 113 females) out of which 409 were for the “*Manufacturing*” sector and 299 for the “*Construction*” sector (Table 30 & 32). The majority of the work permits renewed were for Bangladeshi, Indian, Nepalese and Malagasy workers with 496, 160, 71 and 53 work permits respectively as shown in Table 31.

The number of new certificates of exemption issued and renewed for the month of April 2023 amounted to 788. The majority were from India with 711 (90%) (Table 33).

The number of valid work permits as at the end of April 2023 stood at 30,070 (25,505 males and 4,565 females). Most of the foreign workers in Mauritius were working in the “*Manufacturing*” sector (66%) followed by “*Construction*” sector with 17%. The number of valid certificates of exemption as at the end of April 2023 stood at 5,753 (5,618 males, 135 females). The majority of valid certificates of exemption as at the end of April 2023 were for “*Construction*” sector (90%) with 5,169. (Tables 34).

The number of valid work permits and certificates of exemption as at the end of April 2023 stood at 35,823 (31,123 males and 4,700 females). Most of the foreign workers in Mauritius were working in the “*Manufacturing*” sector (56%) followed by “*Construction*” sector with 29%. (Table 34).

The countries of origin for the valid work permits and certificates of exemption are given in Table 35. 41% of the valid work permits and certificates of exemption were for Bangladeshi workers, and expatriates from India, respectively. 87% within valid certificates of exemption was for Indian workers and 48% and 33% and 12% within valid work permits were for Bangladeshi, Indian and Malagasy workers respectively. (Table 35)

Date: 4 September 2023
National Employment Department,
Level 11, Victoria House,
C/R, Barracks and St. Louis Streets,
Port Louis.
Tel : 405 0100
Email: lmunit@govmu.org
Website: <https://mauritiusjobs.govmu.org>

Table 9 - Number of registered unemployed by qualification, length of registration, sex and age-group, as at end of April 2023

Qualification	Age-group Length of Registration	Male					Female					Both sexes				
		16 - 19	20 - 29	30 - 39	40+	Total	16 - 19	20 - 29	30 - 39	40+	Total	16 - 19	20 - 29	30 - 39	40+	Total
Education Nil +Std VI Failed	Less than 1 year	77	161	150	361	749	36	155	144	288	623	113	316	294	649	1,372
	1 yr but < 2 yrs	12	69	25	95	201	3	49	64	83	199	15	118	89	178	400
	2 yrs but < 3 yrs	1	27	23	47	98	4	38	52	94	188	5	65	75	141	286
	3 yrs but < 4 yrs	1	42	10	40	93	0	31	52	64	147	1	73	62	104	240
	4 yrs but < 5 yrs	0	37	26	41	104	0	30	52	112	194	0	67	78	153	298
	5 yrs and above	0	107	235	615	957	0	68	314	776	1,158	0	175	549	1,391	2,115
	Total	91	443	469	1,199	2,202	43	371	678	1,417	2,509	134	814	1,147	2,616	4,711
Standard VI (passed)	Less than 1 year	51	65	37	34	187	24	69	43	38	174	75	134	80	72	361
	1 yr but < 2 yrs	7	22	5	16	50	4	33	20	14	71	11	55	25	30	121
	2 yrs but < 3 yrs	0	27	15	8	50	0	21	8	12	41	0	48	23	20	91
	3 yrs but < 4 yrs	2	26	6	5	39	0	24	22	15	61	2	50	28	20	100
	4 yrs but < 5 yrs	0	24	5	6	35	0	22	16	19	57	0	46	21	25	92
	5 yrs and above	0	90	127	118	335	0	79	212	312	603	0	169	339	430	938
	Total	60	254	195	187	696	28	248	321	410	1,007	88	502	516	597	1,703
Form I to V (including SC failed)	Less than 1 year	132	219	31	55	437	114	170	61	57	402	246	389	92	112	839
	1 yr but < 2 yrs	40	146	8	26	220	20	139	37	36	232	60	285	45	62	452
	2 yrs but < 3 yrs	1	136	8	22	167	0	103	17	25	145	1	239	25	47	312
	3 yrs but < 4 yrs	0	119	6	9	134	0	129	46	31	206	0	248	52	40	340
	4 yrs but < 5 yrs	0	93	11	12	116	0	133	54	40	227	0	226	65	52	343
	5 yrs and above	0	320	338	266	924	0	467	1,030	1,079	2,576	0	787	1,368	1,345	3,500
	Total	173	1,033	402	390	1,998	134	1,141	1,245	1,268	3,788	307	2,174	1,647	1,658	5,786

Table 9 (cont'd) - Number of registered unemployed by qualification, length of registration, sex and age-group, as at the end of April 2023

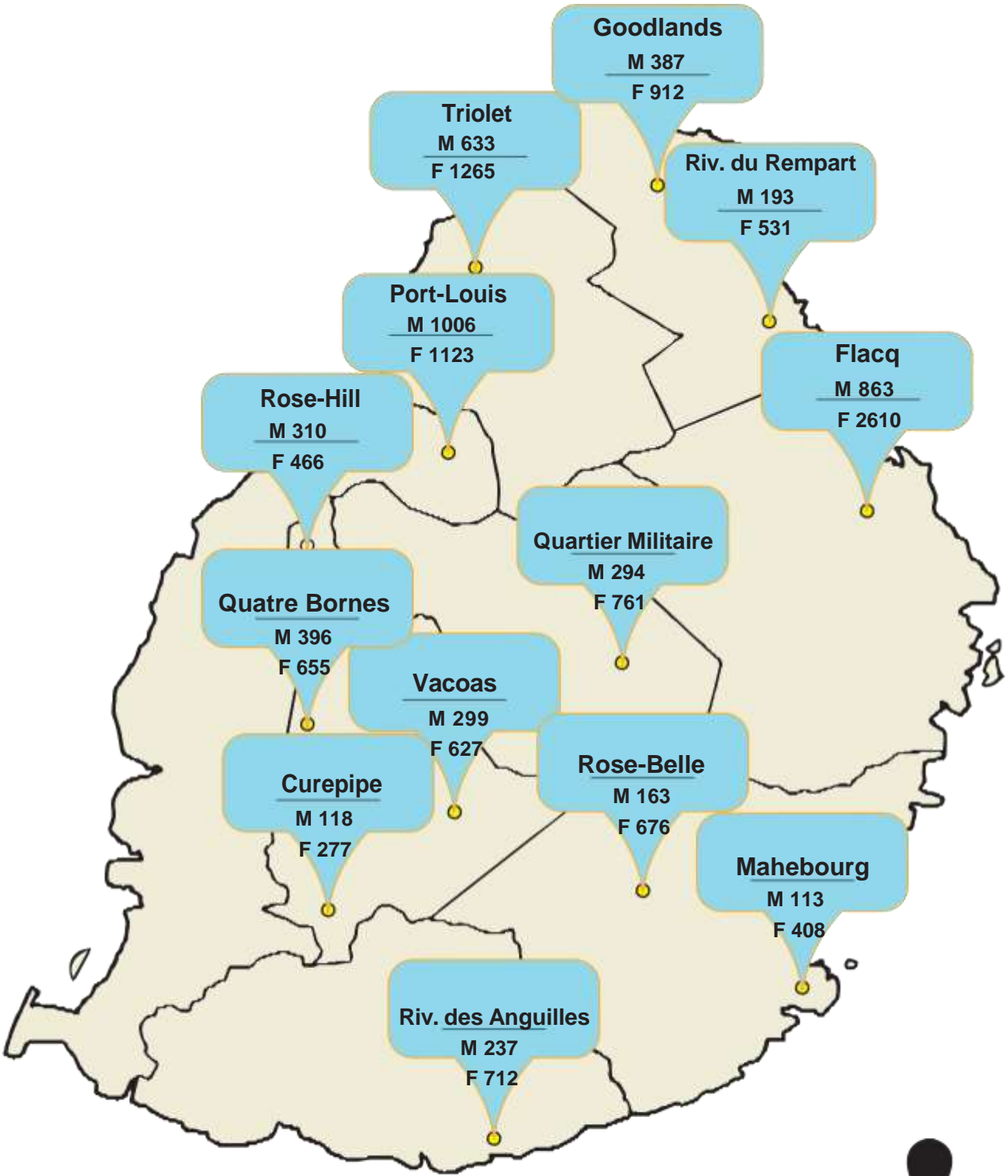
Qualification	Age-group Length of Registration	Male					Female					Both sexes				
		16 - 19	20 - 29	30 - 39	40+	Total	16 - 19	20 - 29	30 - 39	40+	Total	16 - 19	20 - 29	30 - 39	40+	Total
SC	Less than 1 year	80	177	17	18	292	124	221	32	34	411	204	398	49	52	703
	1 yr but < 2 yrs	16	147	4	4	171	32	175	12	13	232	48	322	16	17	403
	2 yrs but < 3 yrs	0	84	4	8	96	1	133	9	22	165	1	217	13	30	261
	3 yrs but < 4 yrs	0	66	5	4	75	0	118	13	8	139	0	184	18	12	214
	4 yrs but < 5 yrs	0	74	3	4	81	0	115	17	19	151	0	189	20	23	232
	5 yrs and above	0	210	149	80	439	0	442	724	451	1,617	0	652	873	531	2,056
	Total	96	758	182	118	1,154	157	1,204	807	547	2,715	253	1,962	989	665	3,869
HSC	Less than 1 year	22	151	3	5	181	39	296	15	7	357	61	447	18	12	538
	1 yr but < 2 yrs	0	76	1	1	78	1	160	4	4	169	1	236	5	5	247
	2 yrs but < 3 yrs	0	30	2	2	34	0	61	2	1	64	0	91	4	3	98
	3 yrs but < 4 yrs	0	27	1	0	28	0	96	3	5	104	0	123	4	5	132
	4 yrs but < 5 yrs	0	36	1	1	38	0	110	8	2	120	0	146	9	3	158
	5 yrs and above	0	86	44	10	140	0	329	234	39	602	0	415	278	49	742
	Total	22	406	52	19	499	40	1,052	266	58	1,416	62	1,458	318	77	1,915
Professional	Less than 1 year	0	69	9	17	95	1	128	10	14	153	1	197	19	31	248
	1 yr but < 2 yrs	0	17	3	2	22	0	33	2	1	36	0	50	5	3	58
	2 yrs but < 3 yrs	0	10	6	5	21	0	38	7	4	49	0	48	13	9	70
	3 yrs but < 4 yrs	0	12	0	1	13	0	26	2	2	30	0	38	2	3	43
	4 yrs but < 5 yrs	0	35	12	3	50	0	49	7	0	56	0	84	19	3	106
	5 yrs and above	0	57	95	31	183	0	195	248	40	483	0	252	343	71	666
	Total	0	200	125	59	384	1	469	276	61	807	1	669	401	120	1,191
Grand total		442	3,094	1,425	1,972	6,933	403	4,485	3,593	3,761	12,242	845	7,579	5,018	5,733	19,175

Table 10 - Number of registered Unemployed and In Employment jobseekers by EIC and workfare by sex, as at end of April 2023

EIC ¹	Unemployed			In Employment			Total		
	Male	Female	Both sexes	Male	Female	Both sexes	Male	Female	Both sexes
Curepipe	118	277	395	396	395	791	514	672	1,186
Flacq	863	2,610	3,473	2,170	1,860	4,030	3,033	4,470	7,503
Goodlands	387	912	1,299	1,002	906	1,908	1,389	1,818	3,207
Mahebourg	113	408	521	653	734	1,387	766	1,142	1,908
Port Louis	1,006	1,123	2,129	750	600	1,350	1,756	1,723	3,479
Quartier Militaire	294	761	1,055	898	895	1,793	1,192	1,656	2,848
Quatre Bornes	396	655	1,051	332	404	736	728	1,059	1,787
Riviere des Anguilles	237	712	935	751	690	1,441	988	1,402	2,390
Riviere du Rempart	193	531	724	595	564	1,159	788	1,095	1,883
Rose Belle	163	676	839	986	995	1,981	1,149	1,671	2,820
Rose Hill	310	466	776	335	369	704	645	835	1,480
Triolet	633	1,265	1,898	890	754	1,644	1,523	2,019	3,542
Vacoas	299	627	926	496	584	1,080	795	1,211	2,006
Workfare	1,921	1,219	3,140	0	0	0	1,921	1,219	3,140
Total	6,933	12,242	19,175	10,254	9,750	20,004	17,187	21,992	39,179

¹ Employment Information Centre

Number of registered Unemployed jobseekers by EIC by sex at end of April 2023



source: Table 10

Table 11 - Change in number of registered unemployed by age-group & sex, March 2023 - April 2023

Age-group (years)	March 2023			April 2023			Change		
	Male	Female	Both sexes	Male	Female	Both sexes	Male	Female	Both sexes
16 - 19	443	416	859	442	403	845	-1	-13	-14
20 -29	3056	4,440	7,496	3094	4485	7,579	38	45	83
30 -39	1398	3,536	4,934	1425	3593	5,018	27	57	84
40+	1955	3,723	5,678	1972	3761	5,733	17	38	55
Total	6,852	12,115	18,967	6,933	12,242	19,175	81	127	208

Table 12 - Number of registered unemployed by occupational group and sex, as at end of April 2023

Occupational group	Male	Female	Both sexes
Managers	59	47	106
Professionals	226	736	962
Technicians & Associate Professionals	529	846	1,375
Clerical Support Workers	1,223	3,778	5,001
Service and Sales Workers	1,138	3,059	4,197
Skilled Agricultural, Forestry & Fishery Workers	91	41	132
Craft & Related Trades Workers	1,279	486	1,765
Plant & Machinery Operators & Assemblers	829	676	1,505
Elementary Occupation	1,294	1,960	3,254
New Workers Seeking Employment	265	613	878
Total	6,933	12,242	19,175

Figure 1 - Registered unemployed (%) by educational attainment, as at end of April 2023

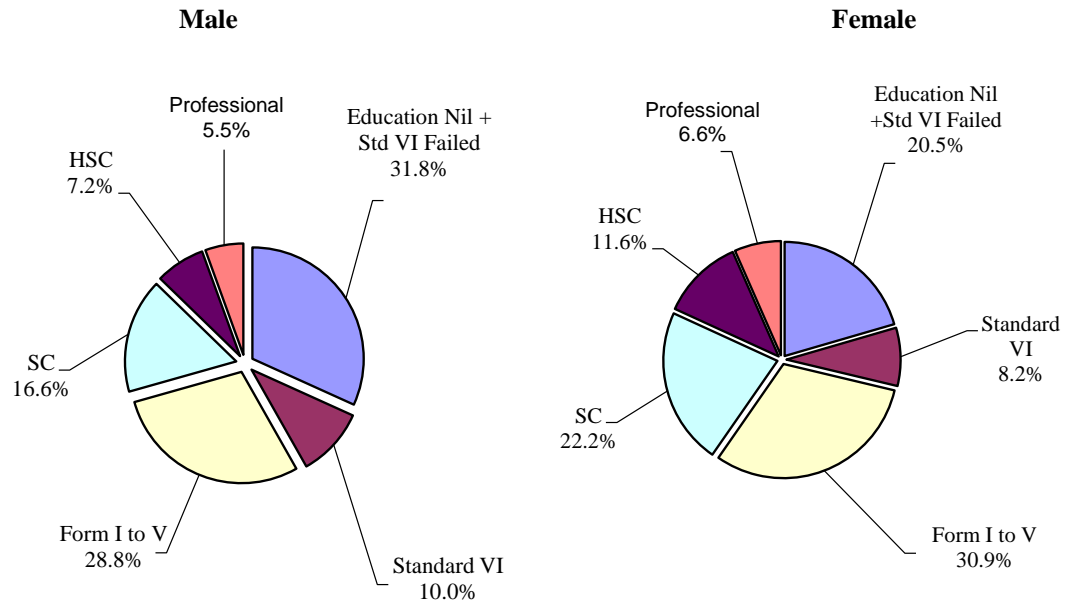


Figure 2 - Number of registered unemployed by age group & sex, as at end of April 2023

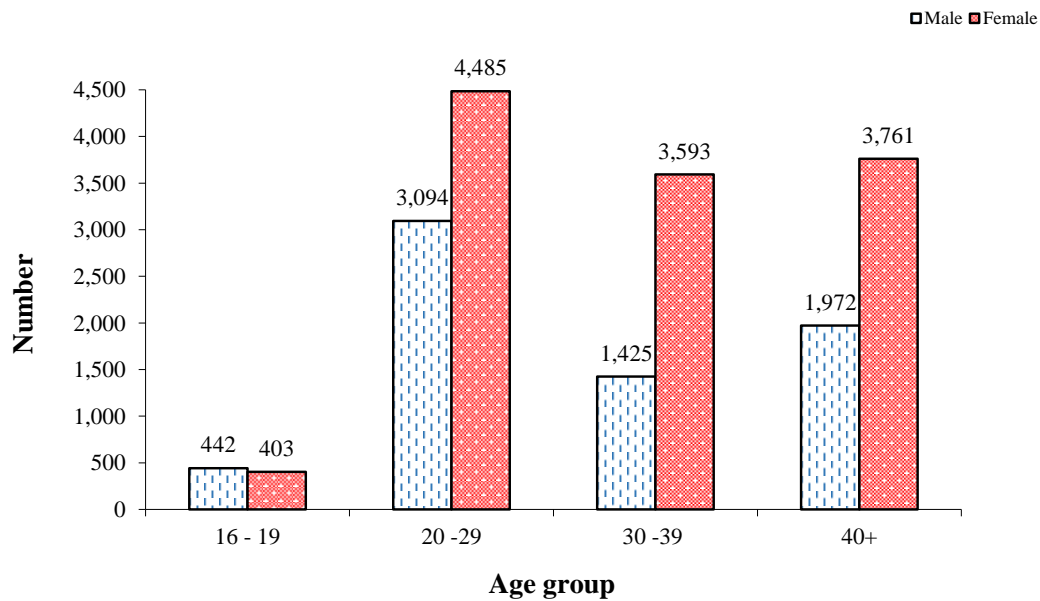


Table 13 - Number of registered unemployed by district & sex, as at end of April 2023

District	Male	Female	Both sexes
Port Louis	1,006	1,123	2,129
Black River	205	269	474
Plaine Wilhems	1,571	2,277	3,848
Pamplemousses	1,351	2,157	3,508
Rivière du Rempart	426	843	1,269
Moka	424	835	1,259
Flacq	1,058	2,698	3,756
Grand Port	441	1,032	1,473
Savanne	451	1,008	1,459
Total	6,933	12,242	19,175

Table 14 - Number of registered unemployed by locality & sex, as at end of April 2023

Locality	Male	Female	Both sexes
Baie Du Cap	26	26	52
Bambous	94	130	224
Beau Bassin	157	202	359
Bel Air	174	442	616
Belle Vue Maurel	63	107	170
Bramsthan	63	225	288
Brisee Verdiere	130	298	428
Camp de Masque Pave	73	160	233
Camp Diable	30	61	91
Canot	35	33	68
Case Noyale	17	24	41
Central Flacq	118	304	422
Chemin Grenier	86	186	272
Cottage	45	79	124

Table 14 (cont'd) - Number of registered unemployed by locality & sex, as at end of April 2023

Locality	Male	Female	Both sexes
Curepipe	264	399	663
Dagotiere	52	109	161
Fond Du Sac	64	106	170
Goodlands	126	210	336
Grand Bay	82	102	184
Grand Bois	50	170	220
Grand Gaube	71	86	157
Grand River South East	20	37	57
L'Escalier	73	126	199
La Rosa	70	179	249
Lallmatie	110	295	405
Laventure	32	107	139
Long Mountain	109	258	367
Mahebourg	126	214	340
Mare La Chaux	82	241	323
Medine	48	101	149
Moka	25	59	84
Mont Roches	22	34	56
Montagne Blanche	67	143	210
Old Grand Port	24	48	72
Pamplemousses	224	311	535
Petit Raffray	65	129	194
Petite Riviere	40	70	110
Phoenix	104	175	279
Piton	53	88	141
Plaine des Papayes	154	219	373
Plaine Magnien	39	95	134
Pointe aux Piments	56	103	159

Table 14 (cont'd) - Number of registered unemployed by locality & sex, as at end of April 2023

Locality	Male	Female	Both sexes
Port Louis	1,006	1,123	2,129
Poste de Flacq	58	163	221
Poudre d'Or	32	55	87
Poudre d'Or Hamlet	25	76	101
Quartier Militaire	92	175	267
Quatre Bornes	437	609	1,046
Quatre Soeurs	53	126	179
Riviere des Creoles	20	39	59
Riviere des Anguilles	88	225	313
Riviere du Poste	15	86	101
Riviere du Rempart	106	220	326
Roche Noires	36	110	146
Rose Belle	105	293	398
Rose Hill	285	301	586
Sebastopol	76	141	217
Souillac	104	202	306
St. Hubert	17	37	54
St. Julien d'Hotman	40	108	148
St. Pierre	148	241	389
Tamarin	12	11	23
Terre Rouge	210	316	526
Triolet	256	425	681
Trois Boutiques	23	55	78
Trou d'Eau Douce	21	58	79
Vacoas	305	556	861
Total	6,933	12,242	19,175

Table 15 - Number of registered unemployed with disabilities by nature of disability and sex, as at end of April 2023

Nature of disability	Male	Female	Both sexes
Abnormal movement of body parts	10	2	12
Blind	1	0	1
Crippled	1	3	4
Deaf	3	2	5
Deaf and Dumb	4	2	6
Deformation of body parts since birth	15	2	17
Disabled following surgical operation or illness	7	4	11
Disabled due to accident	9	1	10
Dumb	2	1	3
Dwarf	1	0	1
Epileptic	6	4	10
Lame	3	1	4
Mental illness	4	5	9
Mentally retarded	12	4	16
Partly blind	4	1	5
Partly deaf	6	4	10
Stammer	2	4	6
Total	90	40	130

Table 16 - Number of UNEMPLOYED new registrants, re-registrants and those who reported for maintaining their registration by Employment Information Centre & sex, April 2023

Employment Information Centre	New registrants			Re-registrants			Those who reported for maintaining their registration		
	Male	Female	Both sexes	Male	Female	Both sexes	Male	Female	Both sexes
Curepipe	10	15	25	16	21	37	4	23	27
Flacq	39	36	75	27	66	93	98	328	426
Mahebourg	12	18	30	10	14	24	6	41	47
Goodlands	15	22	37	17	22	39	27	96	123
Port Louis	33	26	59	60	54	114	59	80	139
Quartier Militaire	15	27	42	20	33	53	32	90	122
Quatre Bornes	17	16	33	26	36	62	26	61	87
Riv. Des Anguilles	8	17	25	12	22	34	25	77	102
Riv. Du Rempart	9	5	14	10	17	27	30	66	96
Rose Belle	12	10	22	6	22	28	14	77	91
Rose Hill	31	22	53	28	26	54	25	55	80
Triolet	13	26	39	35	36	71	73	149	222
Vacoas	7	12	19	16	18	34	39	82	121
Workfare	29	28	57	64	41	105	268	169	437
Total	250	280	530	347	428	775	726	1,394	2,120

Table17 - Change in the number of new unemployed registrants by educational attainment and sex , March 2023 - April 2023

Education Level	March 2023			April 2023			Change		
	Male	Female	Both sexes	Male	Female	Both sexes	Male	Female	Both sexes
Education Nil+Std VI (failed)	93	91	184	88	98	186	-5	7	2
Standard VI (passed)	22	16	38	21	22	43	-1	6	5
Form I to V (including SC failed)	62	70	132	60	49	109	-2	-21	-23
SC (including HSC failed)	56	76	132	30	44	74	-26	-32	-58
HSC	52	88	140	38	45	83	-14	-43	-57
Professional	18	37	55	13	22	35	-5	-15	-20
Total	303	378	681	250	280	530	-53	-98	-151

Table 18 - Number of new unemployed registrants by educational attainment, sex and age group, April 2023

Age group Education level	Male					Female					Both sexes				
	16 - 19	20 - 29	30 - 39	40+	Total	16 - 19	20 - 29	30 - 39	40+	Total	16 - 19	20 - 29	30 - 39	40+	Total
Education Nil+Std VI (failed)	12	30	25	21	88	7	32	17	42	98	19	62	42	63	186
Standard VI (passed)	6	7	7	1	21	2	7	9	4	22	8	14	16	5	43
Form I to V (including SC failed)	27	24	5	4	60	17	20	8	4	49	44	44	13	8	109
SC (including HSC failed)	8	19	2	1	30	14	21	6	3	44	22	40	8	4	74
HSC	8	30	0	0	38	6	36	2	1	45	14	66	2	1	83
Professional	0	9	1	3	13	0	18	2	2	22	0	27	3	5	35
Total	61	119	40	30	250	46	134	44	56	280	107	253	84	86	530

Table 19 - Number of new unemployed registrants by occupational group and sex, April 2023

Occupational group	Male	Female	Both sexes
Managers	4	3	7
Professionals	10	22	32
Technicians & Associate Professionals	14	18	32
Clerical support workers	39	73	112
Service & sales workers	33	48	81
Skilled agricultural, forestry & fishery workers	3	1	4
Craft & related trades workers	37	7	44
Plant & machine operators & assemblers	14	10	24
Elementary occupations	52	70	122
New workers seeking employment	44	28	72
Total	250	280	530

Table 20 - Number of IN EMPLOYMENT new registrants, re-registrants and those who reported for maintaining their registration by Employment Information Centre & sex, April 2023

Employment Information Centre	New registrants			Re-registrants			Those who reported for maintaining their registration		
	Male	Female	Both sexes	Male	Female	Both sexes	Male	Female	Both sexes
Curepipe	9	4	13	29	9	38	30	36	66
Flacq	10	11	21	49	43	92	254	240	494
Mahebourg	4	8	12	23	12	35	81	82	163
Goodlands	8	8	16	24	28	52	129	103	232
Port Louis	5	2	7	29	20	49	90	68	158
Quartier Militaire	1	4	5	28	16	44	103	107	210
Quatre Bornes	3	5	8	16	13	29	39	35	74
Riv. Des Anguilles	2	1	3	18	10	28	105	86	191
Riv. Du Rempart	3	4	7	15	9	24	69	73	142
Rose Belle	4	5	9	31	17	48	131	148	279
Rose Hill	2	5	7	17	15	32	34	36	70
Triolet	6	11	17	27	25	52	96	97	193
Vacoas	2	0	2	26	13	39	67	88	155
Workfare	0	0	0	0	0	0	0	0	0
Total	59	68	127	332	230	562	1,228	1,199	2,427

Table 21 - Number of Unemployed and In Employment jobseekers de-registered by EIC and sex, as at end of April 2023

EIC ¹	Unemployed			In Employment			Total		
	Male	Female	Both sexes	Male	Female	Both sexes	Male	Female	Both sexes
Curepipe	22	18	40	23	22	45	45	40	85
Flacq	58	96	154	71	62	133	129	158	287
Goodlands	31	18	49	27	22	49	58	40	98
Mahebourg	17	19	36	24	24	48	41	43	84
Port Louis	79	67	146	30	33	63	109	100	209
Quartier Militaire	20	36	56	38	19	57	58	55	113
Quatre Bornes	46	37	83	19	16	35	65	53	118
Riviere des Anguilles	16	27	43	12	24	36	28	51	79
Riviere du Rempart	8	26	34	20	14	34	28	40	68
Rose Belle	19	34	53	28	30	58	47	64	111
Rose Hill	36	45	81	17	26	43	53	71	124
Triolet	36	53	89	30	33	63	66	86	152
Vacoas	28	32	60	15	22	37	43	54	97
Total	416	508	924	354	347	701	770	855	1,625

¹ Employment Information Centre

Table 22 - Number of vacancies notified in EICs¹ by industrial group and sex, April 2023

Industrial group	Male	Female	Either male or female	Total
Agriculture, hunting and forestry	929	52	400	1,381
Manufacturing	118	14	95	227
<i>of which: Textile</i>	4	0	10	14
<i>Wearing apparel</i>	0	5	44	49
Construction	460	1	71	532
Wholesale & retail trade; repair of m/vehicles, motorcycles & personal & household goods	82	15	155	252
Transport, storage and communications	0	1	2	3
Hotels and restaurants	45	4	238	287
Information Technology	22	0	0	22
Financial intermediation	0	2	56	58
Real estate, renting and business activities	207	4	335	546
Education	0	1	2	3
Health and social work	3	24	30	57
Other community, social and personal service activities	19	0	46	65
Private households with employed persons	3	11	4	18
Total	1,888	129	1,434	3,451

¹EICs - Employment Information Centres**Table 23 - Number of vacancies notified in the PRESS by industrial group and sex, April 2023**

Industrial group	Male	Female	Either male or female	Total
Agriculture, hunting and forestry	0	0	90	90
Manufacturing	12	0	85	97
Construction	0	0	24	24
Wholesale & retail trade; repair of m/vehicles, motorcycles & personal & household goods	2	2	59	63
Transportation and storage	0	0	4	4
Hotels and restaurants	0	0	21	21
Financial intermediation	0	0	4	4
Real estate, renting and business activities	75	25	83	183
Public Administration and Defence	0	0	21	21
Education	0	0	22	22
Health and social work	0	0	10	10
Other community, social and personal service activities	0	0	21	21
Total	89	27	444	560

Table 24 - Number of vacancies notified in the press and in EICs by industrial group and skill level, April 2023

Industrial group	Managers	Professionals	Technicians & associate professionals	Clerical support workers	Service workers & sales workers	Skilled agric., forestry & fishery workers	Craft & related trade workers	Plant & machine operators & assemblers	Elementary occupations	Total
Agriculture, hunting and forestry	0	6	24	5	126	91	623	129	467	1,471
Manufacturing	0	3	15	17	2	3	80	156	48	324
<i>of which : Textile</i>	0	0	0	2	0	0	0	7	5	14
<i>Wearing apparel</i>	0	1	6	11	0	0	15	10	6	49
Construction	0	7	10	6	3	10	492	8	20	556
Wholesale & retail trade; repair of motor vehicles, motorcycles & personal and household goods	2	4	26	31	84	0	52	37	79	315
Transport, storage & communications	0	0	4	1	0	0	1	0	1	7
Hotels & restaurants	21	6	13	0	94	1	1	0	172	308
Information technology	0	0	0	0	0	0	16	0	6	22
Financial intermediation	1	1	57	0	0	0	0	0	3	62
Real estate, renting and business activities	1	51	12	38	26	26	222	20	333	729
Public administration and defence; compulsory social security	3	6	6	4	2	0	0	0	0	21
Education	1	13	4	4	0	1	0	0	2	25
Health and social work	1	1	5	6	28	2	1	3	20	67
Other community, social and personal service activities	0	15	5	9	23	2	10	0	22	86
Private households with employed persons	0	0	0	0	9	0	0	1	8	18
Total	30	113	181	121	397	136	1,498	354	1,181	4,011

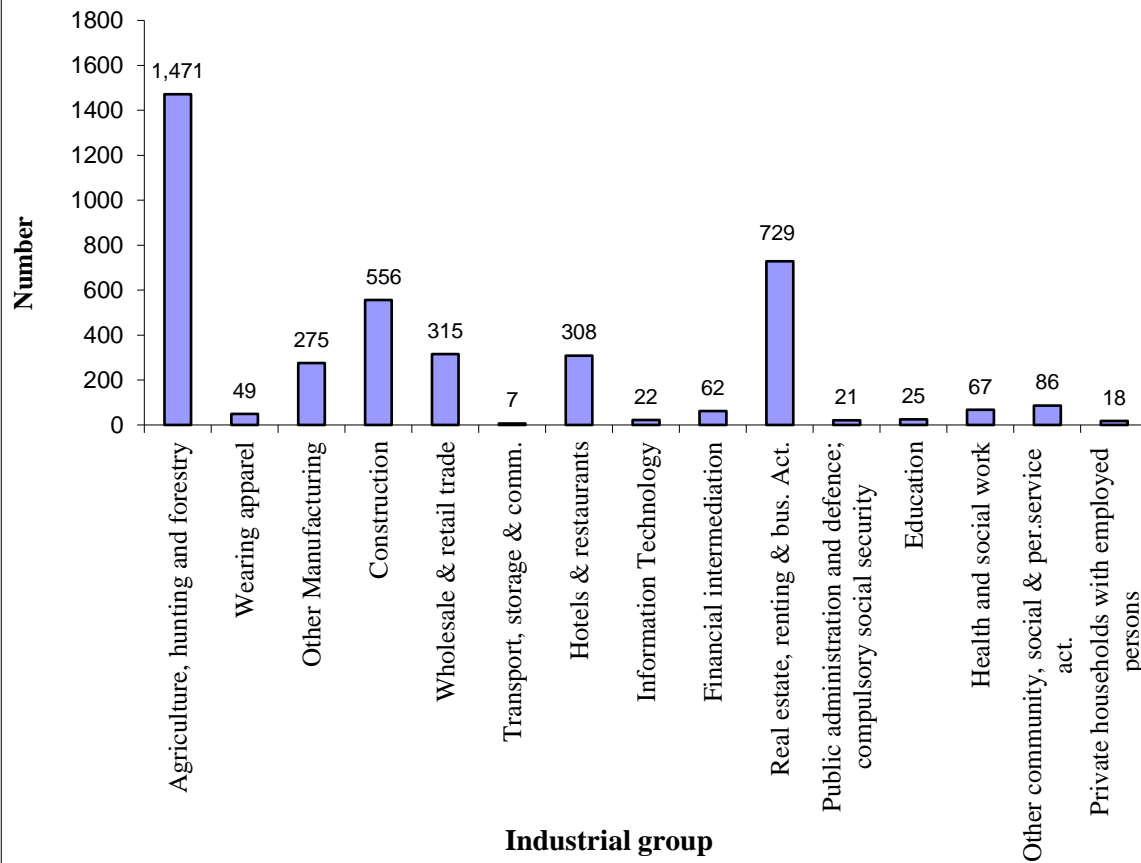
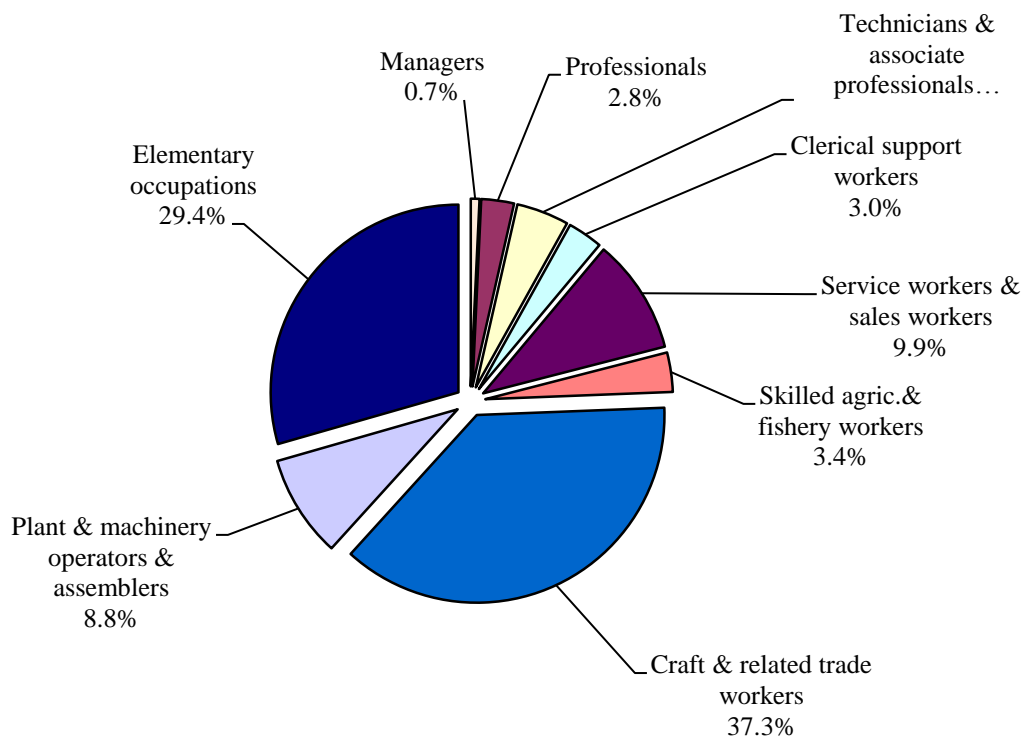
Figure 3 - Number of vacancies by industrial group, April 2023**Figure 4 - Distribution (%) of vacancies by skill level, April 2023**

Table 25 - Change in number of vacancies notified in the press and in EICs by industrial group, March 2023 - April 2023

Industrial group	March 2023	April 2023	Change
Agriculture, hunting and forestry	1,682	1,471	-211
Manufacturing	858	324	-534
<i>of which: Textiles</i>	19	14	-5
<i>Wearing apparel</i>	223	49	-174
Electricity, gas and water supply	3	0	-3
Construction	1,569	556	-1,013
Wholesale & retail trade; repair of motor vehicles, motorcycles, personal and household goods	795	315	-480
Transport, storage & communications	394	7	-387
Hotels & restaurants	291	308	17
Information technology	122	22	-100
Financial intermediation	93	62	-31
Real estate, renting and business activities	485	729	244
Public administration and defence; compulsory social security	24	21	-3
Education	130	25	-105
Health & social work	50	67	17
Other community, social and personal service activities	48	86	38
Private households with employed persons	55	18	-37
Total	6,599	4,011	-2,588

Table 26 - Number of placements effected under the Youth Employment Programme (private sector) by industrial group and sex, April 2023

Industrial group	Male	Female	Both sexes
Professional, scientific and technical activities	14	15	29
Total	14	15	29

Table 27 - Result of submission of candidates to employers for job placement effected in April 2023

Employment Information Centre	Vacancies	Applicants referred to employers	Declined offer	Failed to report to employer	Not selected	Result not yet known	Number placed	Placements for previous vacancies
Triolet	819	1,835	0	833	977	0	25	0
Riviere du Rempart	340	179	0	42	68	48	20	1
Goodlands	128	296	0	2	168	106	20	0
Port Louis	240	37	2	0	5	5	24	1
Rose Hill	81	126	66	0	30	0	30	0
Quatre Bornes	704	252	0	0	231	0	21	0
Vacoas	122	341	15	6	252	54	14	0
Curepipe	273	49	3	1	32	0	9	4
Quartier Militaire	385	417	1	0	393	0	23	0
Flacq	201	315	0	0	292	0	23	0
Rose Belle	93	427	0	0	182	224	21	0
Riviere Des Anguilles	57	177	28	11	126	0	12	0
Mahebourg	8	53	2	0	1	35	15	0
Total	3,451	4,504	117	895	2,757	472	257	6
Vacancies in the Public Sector	2	370	0	0	0	0	0	0
Grand Total	3,453	4,874	117	895	2,757	472	257	6

Table 28 - Number of placements effected by industrial group, occupation and sex, April 2023

Industrial group	Occupation	Male	Female	Both sexes
Agriculture	Accounts Clerk	0	1	1
	Administrative Clerk	0	1	1
	Clerical Officer / Clerk	0	2	2
	Driver, Private Car	3	0	3
	Gardener	1	0	1
	Greenhouse Worker	1	2	3
	Helper	2	0	2
	Helper, Store	3	0	3
	Monkey-Farm Worker, Unskilled	1	0	1
	Poultry Farm Worker	0	1	1
	Receptionist	0	2	2
	Supervisor, Dairy Product Making	1	1	2
	Sub Total	12	10	22
Manufacturing	Administrative Clerk	0	1	1
	Cashier	2	0	2
	Cleaner	0	5	5
	Clerical Officer / Clerk	0	1	1
	Data-Entry Clerk	0	1	1
	Driver, Private Car	4	0	4
	Factory Operator	2	2	4
	Helper	4	1	5
	Machine Operator, Sewing	1	4	5
	Marketing Officer	0	1	1
	Packer, Hand	0	1	1
	Packing Machine Operator	2	1	3
	Receptionist	0	1	1
	Storekeeper	1	0	1
	Weigher, Hand	0	1	1
	Wood-Polishing-Machine Setter- Operator	0	1	1
	Sub Total	16	21	37
Construction	Accounts Clerk	0	1	1
	Building Construction Labourer	2	0	2
	Building Electrician	5	0	5
	Carpenter	1	0	1
	Cleaner, Building/Office	0	2	2
	Construction Carpenter	1	0	1
	Draughtsperson General	1	0	1
	Driver, Private Car	1	0	1
	Helper	1	0	1
	Lorry Driver, Heavy / Chauffeur Poid-Lourd	1	0	1
	Plant Operator	1	0	1
	Procurement/Purchasing Officer	1	0	1
	Receptionist	0	1	1
	Sub Total	15	4	19

Table 28 (cont'd) - Number of placements effected by industrial group, occupation and sex, April 2023

Industrial group	Occupation	Male	Female	Both sexes
Wholesale & retail trade; repair of motor vehicles, motorcycles & personal and household goods	Accounts Clerk	0	1	1
	Cashier	0	6	6
	Cleaner	0	1	1
	Cleaner, Car	3	2	5
	Clerical Officer / Clerk	0	2	2
	Dispenser	0	2	2
	Driver, Private Car	2	0	2
	Graphic Designer	1	0	1
	Helper	3	0	3
	Human Resource Clerk	0	1	1
	Marketing Officer	0	1	1
	Sales Executive	0	1	1
	Sales Invoice Clerk	0	1	1
	Sales Representative	1	0	1
	Salesperson, Retail Trade	0	6	6
	Service Station Attendant	1	0	1
	Shelves Worker	0	1	1
	Shop Assistant	2	2	4
	Storeroom Attendant	0	1	1
	Sub Total	13	28	41
Transportation and Storage	Cleaner, Building/Office	0	3	3
	Clerical Officer / Clerk	0	1	1
	Driver, Bus	2	0	2
	Sub Total	2	4	6
Hotels and Restaurants	Attendant, Public Place	1	0	1
	Bakery Operator	1	0	1
	Cashier	1	3	4
	Cleaner	3	1	4
	Club Caretaker	1	0	1
	Cook, General	1	1	2
	Guests Relations Officer	0	4	4
	Helper	1	0	1
	Hotel Receptionist	1	0	1
	Kitchen Helper	4	14	18
	Kitchen Steward	0	1	1
	Pastry Maker/Cook	0	1	1
	Receptionist	0	1	1
	Room Attendant	1	1	2
	Secretary	0	1	1
	Spa Therapist	0	2	2
	Steward / Stewardess / Stewarding Technician	1	0	1
	Tourist Guide	1	0	1
	Trainee Accounts Officer	0	1	1

Table 28 (cont'd) - Number of placements effected by industrial group, occupation and sex, April 2023

Industrial group	Occupation	Male	Female	Both sexes
	Valet/Chambermaid, Hotel	1	2	3
	Waiter/Waitress, General	3	4	7
	Sub Total	21	37	58
Information and Communication	Secretary	0	1	1
	Trainee Customer Service Assistant	0	2	2
	Sub Total	0	3	3
Financial Intermediation	Accounts Clerk	0	2	2
	Audit Analyst	0	1	1
	Helper	0	1	1
	Insurance Agent	2	2	4
	Marketing Officer	1	0	1
	Money Changer	0	1	1
	Sub Total	3	7	10
Real estate, renting and business services	Accounts Clerk	0	1	1
	Administrative Clerk	0	1	1
	Alarm Security Technician	1	0	1
	Building Maintenance Handyman	1	0	1
	Cashier	0	1	1
	CCTV Camera Installer	1	0	1
	Cleaner	2	10	12
	Clerical Officer / Clerk	2	1	3
	Collector, Garbage	1	0	1
	Cook, General	1	0	1
	Driver, Bus	1	0	1
	Driver, Private Car	1	0	1
	Helper	1	0	1
	Helper, Store	1	0	1
	Maintenance Technician	1	0	1
	Plumber	5	0	5
	Receptionist	1	0	1
	Sales Assistant	1	1	2
	Secretary	0	1	1
	Sub Total	21	16	37
Education	Administrative Clerk	0	1	1
	Cleaner	0	1	1
	Preprimary Teacher	0	2	2
	Sub Total	0	4	4
Health and Social Services	Receptionist	0	1	1
	Sub Total	0	1	1
Other Community Services	Beautician / Esthéticienne	0	1	1
	Women Hairdresser	0	1	1
	Sub Total	0	2	2

Table 28 (cont'd) - Number of placements effected by industrial group, occupation and sex, April 2023

Industrial group	Occupation	Male	Female	Both sexes
Private Households	Carer, Home	0	7	7
	Cleaner	0	1	1
	Driver	1	0	1
	Gardener	1	0	1
	Housemaid	0	12	12
	Receptionist	0	1	1
	Sub Total	2	21	23
Total EIC¹		105	158	263
NED ² : (a) Public Sector		0	0	0
(b) Workfare Programme		24	10	34
(c) Magazine de L'Emploi et des Metiers		10	5	15
(d) Job Management System		1	1	2
(e) Youth Employment Programme (Public & Private)		15	34	49
(f) Back to Work Programme		0	0	0
(g) Dual Training Programme		0	0	0
(h) Trainee Engineer Scheme (Public & Private)		6	3	9
(i) Overseas Vacancies		2	0	2
Total NED		58	53	111
Grand Total		163	211	374

¹ Employment Information Centres² National Employment Department

WORK PERMITS & CERTIFICATES OF EXEMPTION



Table 29 - Number of NEW work permits issued by industrial group, occupation & sex, April 2023

Industrial Group	Occupation	Male	Female	Both sexes
Agriculture, hunting and forestry	Dairy Farmer	4	0	4
	Green House And Budding Operator	1	0	1
	Plant Operator Fertilizer, Manufacturing	3	0	3
	Sub Total	8	0	8
Mining and quarrying	Stone Breaker	3	0	3
	Stonemason, Construction	1	0	1
	Sub Total	4	0	4
Manufacturing	Automobile Mechanic, Petrol and Diesel	1	0	1
	Brush Maker, Hand	1	10	11
	Cabinet Maker	13	0	13
	Carpenter, General	5	0	5
	Construction Joiner	1	0	1
	Directors/Chief Executives	1	0	1
	Electrician, General	10	0	10
	Fast Food Operators	4	0	4
	Fish Cutter	16	17	33
	Gas Pipe Fitter	2	0	2
	Heating, Ventilation and Refrigeration Engineering Technician	4	0	4
	Injection Moulding Machine Operator	10	0	10
	Instructor, Indian Pastry Cook	2	0	2
	Jeweller, General	2	0	2
	Machine Operator, Colour Film Developing	2	0	2
	Machine Operator, Labelling	1	0	1
	Machine Operator, Packing	5	0	5
	Machine Operator, Sewing	113	2	115
	Machine Operator, Spinning, Thread and Yarn	1	0	1
	Machine Operator, Textile Washing	1	0	1
	Machine Operator, Winding, Thread and Yarn	1	0	1
	Mason, General	1	0	1
	Mechanic, Heavy Vehicle	1	0	1
	Medical Doctor Anaesthesia	0	1	1
	Metal Working Machine Setter Operator, General	3	0	3
	Other Machinery Mechanics and Fitters	7	0	7
	Pastry Maker	1	0	1
	Plumber, General	10	0	10
	Slaughterer	3	0	3
	Spinner, Thread and Yarn	14	0	14
	Upholsterer, Furniture	3	0	3
	Welder	3	0	3
	Sub Total	242	30	272
Construction	Aluminium Fabricator	1	0	1
	Assembler, Furniture, Wooden	2	0	2

Table 29(cont'd) - Number of NEW work permits issued by industrial group, occupation & sex, April 2023

Industrial Group	Occupation	Male	Female	Both sexes
Construction (cont'd)	Barbender	26	0	26
	Bricklayer, Construction	1	0	1
	Cabinet Maker	4	0	4
	Carpenter, General	91	0	91
	Civil Engineering Technicians	4	0	4
	Construction Carpenter	36	0	36
	Director/Chief Executive, Corporate Organisation (Private Sector)	1	0	1
	Electrician, General	39	0	39
	Floor Layers and Tile Setters	19	0	19
	Gas and Electric Welder, General	2	0	2
	Gas Welder	1	0	1
	Hydrological Technician	1	0	1
	Lorry Driver, Heavy	1	0	1
	Managing Supervisors in Construction	6	0	6
	Mason, General	150	0	150
	Mason, Monument	6	0	6
	Other Machinery Mechanics and Fitters	1	0	1
	Painter, Artist	1	0	1
	Pipe Fitter, General	2	0	2
	Plasterer, General	1	0	1
	Plumber, General	19	0	19
	Site Supervisor	1	0	1
	Site Technician	6	0	6
	Speaker, National Assembly	1	0	1
	Steel Fixer	90	0	90
	Supervisors, Foremen and Related Workers in Building Construction	1	0	1
	Tile Setter	2	0	2
	Welder	4	0	4
	Welders and Flame-Cutters	1	0	1
	Sub Total	521	0	521
Wholesale and retail trade, repair of motor vehicles, motorcycles and personal and household goods	Automobile Mechanic, Petrol and Diesel	1	0	1
	Biomedical Technician	1	0	1
	Cabinet Maker	2	0	2
	Cleaner, Car and Bus	1	0	1
	Granite Cutter And Polisher	2	0	2
	Indian Chef	0	1	1
	Jeweller, General	4	0	4
	Machine Operator, Bakery Products	2	0	2
	Mould Maker, Pottery and Porcelain	1	0	1
	Tyreman	2	0	2
	Valet/Chambermaid, Hotel	2	0	2
	Working Proprietor, Cafe, Bar, Snack-Bar and Fast Food, Tea Hotel	1	0	1
	Sub Total	19	1	20

Table 29(cont'd) - Number of NEW work permits issued by industrial group, occupation & sex, April 2023

Industrial Group	Occupation	Male	Female	Both sexes
Transportation and storage	Call Centre Operator	0	20	20
	Cook, Indian Cuisine	4	0	4
	Sub Total	4	20	24
Hotels & Restaurants	Audio-Visual and Teaching Aid Specialist	1	0	1
	Cabinet Maker	2	0	2
	Chief Steward/Stewardess, Ship	2	0	2
	Coffee/Tea Maker	2	3	5
	Cook, Hotel/Restaurant	8	0	8
	Cook, Indian Cuisine	7	0	7
	Executive Pastry Chef	1	0	1
	Fast Food Operators	1	0	1
	Head Cook	1	1	2
	Helper, Kitchen, Non-Domestic	1	3	4
	Housekeeper, Domestic	1	0	1
	Housekeepers and Related Workers, Institutional	3	0	3
	Receptionist	0	1	1
	Room Service Manager	3	0	3
	Sub Total	33	8	41
Information and communication	Manager Project	1	0	1
	Manager, Communications	0	1	1
	Sub Total	1	1	2
Real Estate Activities	Baby Sitter	0	1	1
	Machine Operator, Packing	0	1	1
	Managing Director, Hotel	0	1	1
	Sub Total	0	3	3
Health and social work activities	Nursing Officer	1	0	1
	Sub Total	1	0	1
Other community, social and personal service	Glass, Ceramics and Related Painters and Decorators	3	0	3
	Minister of Religion	0	2	2
	Musician	2	0	2
	Religious Worker, Non-Ordained	1	0	1
	Sculptor	4	0	4
	Senior Administrator of Hindu Religious Organisation	3	0	3
	Senior Administrator of Muslim Religious Organisation	1	0	1
	Senior Administrators of Religious Organisations	2	0	2
	Sub Total	16	2	18

Table 29(cont'd) - Number of NEW work permits issued by industrial group, occupation & sex, April 2023

Industrial Group	Occupation	Male	Female	Both sexes
Private households with employed persons	Carer	3	2	5
	Sub Total	3	2	5
Total		852	67	919

Table 30 - Number of work permits RENEWED by industrial group, occupation & sex, April 2023

Sector	Occupation	Male	Female	Both sexes
Agriculture, hunting and forestry	Green House And Budding Operator	1	0	1
	Horticultural Technician	1	0	1
	Machine Operator Paint Manufacturing	1	0	1
	Sub Total	3	0	3
Manufacturing	Apprentice, Machine Book Binder	2	0	2
	Assembler Aluminium Products	16	0	16
	Bakers, Pastry Cooks and Confectionery and Snack Makers	2	0	2
	Bender, Metal Plate	1	0	1
	Blockmaker, Concrete Casting	1	0	1
	Brush Maker, Hand	8	1	9
	Cleaner	0	1	1
	Construction Carpenter	1	0	1
	Crane Operator	1	0	1
	Dental Supervisor	1	0	1
	Diamond Cutter	1	0	1
	Die Cutter & Creaser Cylinder Press, Paper Products	2	0	2
	Electrician, General	2	0	2
	Factory Manager	1	0	1
	Factory Mechanic Operator, Sugar Processing	3	0	3
	Fibre Glass Worker	5	0	5
	Fish Cutter	12	29	41
	Gas Welder	4	0	4
	Human Resources Manager	0	1	1
	Injection Moulding Machine Operator	3	0	3
	Jeweller, General	2	0	2
	Lathe Operator	1	0	1
	Machine Operator, Bakery Products	3	0	3
	Machine Operator, Jewellery Production	1	0	1
	Machine Operator, Packing	1	0	1
	Machine Operator, Paper Boxe Folding	1	0	1
	Machine Operator, Plastic Products Fabrication	1	0	1
	Machine Operator, Printing General	3	0	3
	Machine Operator, Sewing	211	66	277
	Machine Operator, Spinning, Thread and Yarn	2	0	2
	Machine Operator, Textile Printing	2	0	2
	Mechanic, Weaving Machine	1	0	1

Table 30 (cont'd)- Number of work permits RENEWED by industrial group, occupation & sex, April 2023

Sector	Occupation	Male	Female	Both sexes
Manufacturing (cont'd)	Other Chemical Processing Plant Operators	1	0	1
	Other Chemical Products Machine Operators	3	0	3
	Packer, Hand	1	0	1
	Pastry Maker	2	0	2
	Plastic Injection Moulding Machine Operator	1	0	1
	Quality Inspector	1	0	1
	Sewing and Embroidery Machine Operators	0	2	2
	Shoe Making and Related Machine Operators	1	0	1
	Supervisor and General Foreman, Sewing and Embroidering Machine Operations	1	0	1
	Turner/Fitter	1	0	1
	Weaving and Knitting Machine Operators	1	0	1
	Welder	1	0	1
	Sub Total	309	100	409
Construction	Agent, Public Performance	1	0	1
	Apprentice, Air Conditioning and Refrigeration	1	0	1
	Apprentice, Machinery Assembler	1	0	1
	Barbender	33	0	33
	Bricklayer, Construction	35	0	35
	Carpenter, General	65	0	65
	Concrete Shutterer	1	0	1
	Construction Carpenter	13	0	13
	Cook, Chinese Cuisine	0	1	1
	Cook, Indian Cuisine	2	0	2
	Electrician, General	9	0	9
	Gas and Electric Welder, General	1	0	1
	Granite Technician	1	0	1
	Internal Controller	1	0	1
	Mason, General	95	0	95
	Mason, Monument	18	0	18
	Mechanical Engineering Technicians	1	0	1
	Plumber, General	12	0	12
	Scaffolder	1	0	1
	Steel Fixer	2	0	2
	Stonemason, Construction	1	0	1
	Supervisor and Foreman , Welding and Flame Cutting	1	0	1

Table 30 (cont'd)- Number of work permits RENEWED by industrial group, occupation & sex, April 2023

Sector	Occupation	Male	Female	Both sexes
Construction (cont'd)	Supervisor And Foreman, Road Construction	1	0	1
	Tile Setter	2	0	2
	Sub Total	298	1	299
Wholesale and retail trade, repair of motor vehicles, motorcycles and personal and household goods	Baker, General	22	0	22
	Bakers, Pastry Cooks and Confectionery and Snack Makers	1	0	1
	Executive Pastry Chef	3	0	3
	Executive Pastry Chef	4	0	4
	Garments Technician	1	0	1
	Gas and Electric Welder, General	1	0	1
	Machine Operator, Bakery Products	11	0	11
	Machine Operator, Labelling	2	0	2
	Machine Operator, Sewing	4	0	4
	Packer, Hand	4	0	4
	Subtotal	53	0	53
Transportation and storage	Apprentice, Coach Builder, Wooden	1	0	1
	Gas and Electric Welder, General	2	0	2
	Sawing Machine Setter-Operator, Panel	1	0	1
	Subtotal	4	0	4
Hotels and Restaurants	Cook, Hotel/Restaurant	3	0	3
	Cook, Indian Cuisine	5	0	5
	General Manager, Hotel	1	0	1
	Head Cook	4	0	4
	Indian Chef	2	0	2
	Sub Total	15	0	15
Real estate activities	Carpenter, General	3	0	3
	Technical Service Adviser	0	1	1
	Tent Erector	2	0	2
	Sub Total	5	1	6
Education	Managing Director, Hotel	0	1	1
	Sub Total	0	1	1
Human Health and Social Work Activities	Auxiliary Nurse	0	1	1
	Medical Doctor Anaesthesia	3	0	3

Table 30 (cont'd)- Number of work permits RENEWED by industrial group, occupation & sex, April 2023

Sector	Occupation	Male	Female	Both sexes
Human Health and Social Work Activities (cont'd)	Medical Laboratory Technician	1	0	1
	Nursing Officer	3	6	9
	Specialised Nurse	1	1	2
	Sub Total	8	8	16
Other community, social and Personal Service	Minister of Religion	0	1	1
	Musician	1	0	1
	Religious Professionals	4	1	5
	Senior Administrator of Hindu Religious Organisation	1	0	1
	Sub Total	6	2	8
Total		701	113	814

Table 31 - Number of new work permits issued and renewed work permits by country of origin & sex, April 2023

Country	New			Renewed			Grand Total
	Male	Female	Both sexes	Male	Female	Both sexes	
Bangladesh	67	2	69	420	76	496	565
Cameroon	0	1	1	0	0	0	1
China	22	0	22	8	1	9	31
France	0	1	1	0	0	0	1
India	620	19	639	150	10	160	799
Italy	0	0	0	0	1	1	1
Kenya	0	0	0	2	0	2	2
Laos	0	0	0	0	2	2	2
Madagascar	79	34	113	37	16	53	166
Malasia	0	0	0	0	1	1	1
Nepal	57	7	64	71	0	71	135
Nigeria	1	0	1	0	0	0	1
Philippines	0	1	1	0	0	0	1
Slovakia	0	1	1	0	0	0	1
South Africa	0	1	1	0	0	0	1
Sri Lanka	5	0	5	12	6	18	23
Switzerland	0	0	0	1	0	1	1
Yemen	1	0	1	0	0	0	1
Total	852	67	919	701	113	814	1,733

Figure 5 - Distribution (%) of new work permits & renewed work permits by country of origin, April 2023

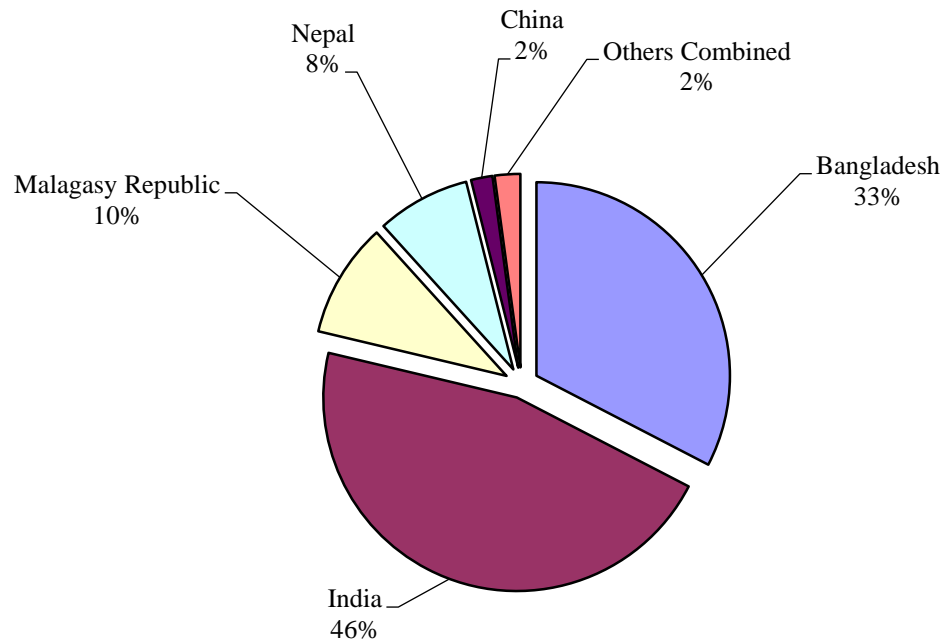


Figure 6 - Number of new work permits & renewed work permits by industrial group, April 2023

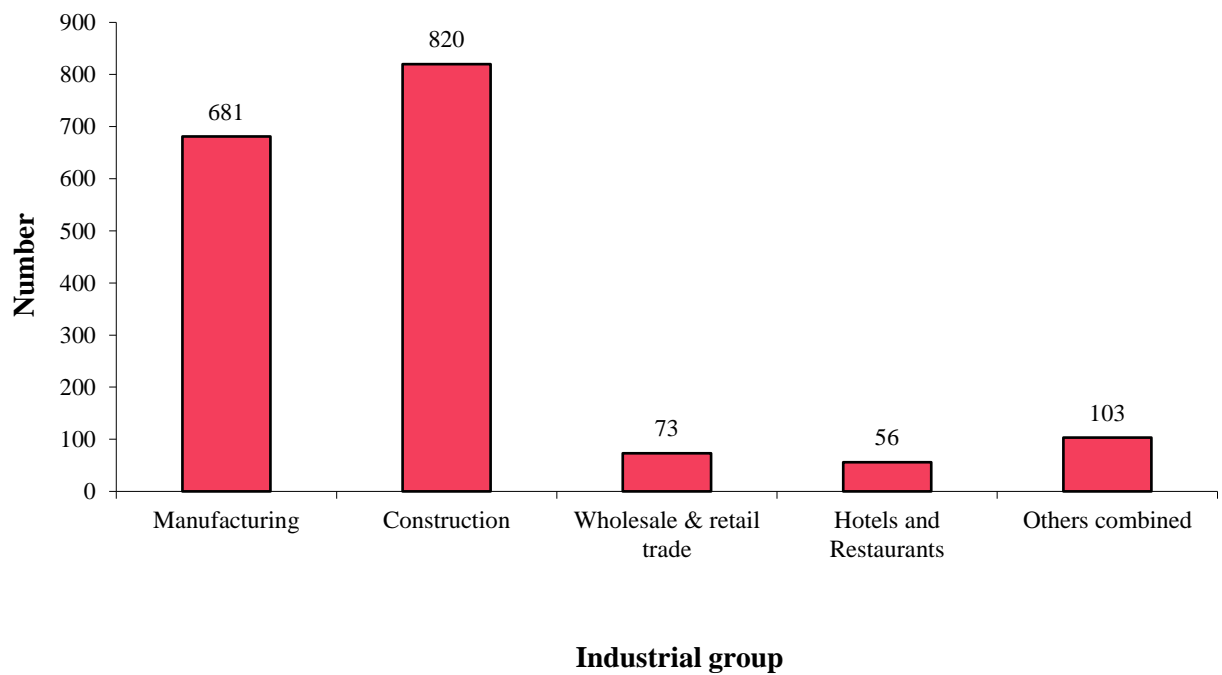


Table 32 - Number of new and renewed work permits by industrial group & sex, April 2023

Industrial group	New			Renewed			Total		
	Male	Female	Both sexes	Male	Female	Both sexes	Male	Female	Both sexes
Agriculture, Hunting and Forestry	8	0	8	3	0	3	11	0	11
Mining and quarrying	4	0	4	0	0	0	4	0	4
Manufacturing	242	30	272	309	100	409	551	130	681
Construction	521	0	521	298	1	299	819	1	820
Wholesale And Retail Trade, Repair Of Motor Vehicles, Motorcycles And Personal And Household Goods	19	1	20	53	0	53	72	1	73
Transport and Storage	4	20	24	4	0	4	8	20	28
Hotels and Restaurants	33	8	41	15	0	15	48	8	56
Information and communication	1	1	2	0	0	0	1	1	2
Real Estate, Renting And Business Activities	0	3	3	5	1	6	5	4	9
Education	0	0	0	0	1	1	0	1	1
Health And Social Work	1	0	1	8	8	16	9	8	17
Other Community, Social And Personal Service	16	2	18	6	2	8	22	4	26
Private households with employed persons	3	2	5	0	0	0	3	2	5
Total	852	67	919	701	113	814	1,553	180	1,733

Table 33 - Number of certificates of exemption issued and renewed by country of origin, April 2023

Country	New	Renewed	Grand Total
Bangladesh	41	13	54
India	98	613	711
Madagascar	2	0	2
Nepal	3	13	16
Sri Lanka	2	1	3
Taiwan	1	0	1
United States Of America	1	0	1
Total	148	640	788

Table 34 - Number of valid work permits and certificates of exemption by industrial group & sex, as at end of April 2023

Industrial group	Valid Work Permits			Certificates of Exemption			Grand Total		
	Male	Female	Both sexes	Male	Female	Both sexes	Male	Female	Both sexes
Agriculture, Hunting, Forestry and Fishing	936	13	949	257	0	257	1,193	13	1,206
Mining And Quarrying	8	0	8	0	0	0	8	0	8
Manufacturing	15,932	3,988	19,920	4	0	4	15,936	3,988	19,924
Electricity, Gas And Water Supply	15	0	15	0	0	0	15	0	15
Construction	5,214	14	5,228	5,167	2	5,169	10,381	16	10,397
Wholesale And Retail Trade, Repair Of Motor Vehicles, Motorcycles And Personal And Household Goods	1,673	20	1,693	3	0	3	1,676	20	1,696
Transport, Storage And Communications	185	176	361	3	0	3	188	176	364
Hotels And Restaurants	476	43	519	0	1	1	476	44	520
Information Technology	12	4	16	0	0	0	12	4	16
Financial Intermediation	29	4	33	21	17	38	50	21	71
Real Estate, Renting And Business Activities	298	14	312	0	0	0	298	14	312
Public Administration And Defence; Compulsory Social Security	4	2	6	59	27	86	63	29	92
Education	8	14	22	42	41	83	50	55	105
Health And Social Work	140	112	252	3	1	4	143	113	256
Other Community, Social And Personal Service	507	105	612	44	29	73	551	134	685
Private Households With Employed Persons	68	56	124	0	0	0	68	56	124
Extra-territorial Organisations and Bodies	0	0	0	15	17	32	15	17	32
Total	25,505	4,565	30,070	5,618	135	5,753	31,123	4,700	35,823

Table 35 - Number of valid work permits and certificates of exemption by country of origin & sex, as at end of April 2023

Country of origin	Valid Work Permits			Certificates of exemption			Grand Total		
	Male	Female	Both sexes	Male	Female	Both sexes	Male	Female	Both sexes
Algeria	0	1	1	0	0	0	0	1	1
Australia	6	1	7	2	1	3	8	2	10
Bangladesh	11,780	2,751	14,531	66	0	66	11,846	2,751	14,597
Belgium	2	3	5	1	0	1	3	3	6
Botswana	0	0	0	1	1	2	1	1	2
Brazil	6	2	8	0	0	0	6	2	8
Burkina Faso	3	0	3	0	0	0	3	0	3
Burundi	1	0	1	1	1	2	2	1	3
Cameroon	9	2	11	0	0	0	9	2	11
Canada	1	4	5	0	1	1	1	5	6
China, People's Republic of	237	31	268	13	22	35	250	53	303
Comoro Islands	0	1	1	0	0	0	0	1	1
Congo	3	5	8	0	0	0	3	5	8
Croates	0	0	0	1	0	1	1	0	1
Cuba	1	0	1	1	0	1	2	0	2
Czech Republic	0	1	1	0	0	0	0	1	1
Djibouti	0	1	1	0	2	2	0	3	3
Egypt	2	0	2	0	0	0	2	0	2
El Salvador	0	0	0	1	0	1	1	0	1
Ethiopia	4	0	4	4	0	4	8	0	8
France	34	23	57	72	83	155	106	106	212
Germany	2	3	5	2	0	2	4	3	7
Ghana	8	1	9	0	1	1	8	2	10
Greece	0	0	0	1	0	1	1	0	1
Guinea	4	0	4	0	0	0	4	0	4
Honduras	1	0	1	0	0	0	1	0	1
Hong Kong	1	0	1	0	0	0	1	0	1
India	9,533	282	9,815	5,027	5	5,032	14,560	287	14,847
Indonesia	17	26	43	70	3	73	87	29	116
Ireland	1	1	2	0	0	0	1	1	2
Italy	4	2	6	1	0	1	5	2	7
Ivory Coast	14	1	15	0	0	0	14	1	15
Japan	0	0	0	3	2	5	3	2	5
Jordan	0	0	0	1	0	1	1	0	1
Kenya	48	79	127	1	1	2	49	80	129
Korea, Republic of	3	0	3	3	0	3	6	0	6
Laos	0	1	1	0	0	0	0	1	1
Luthiana	0	1	1	0	0	0	0	1	1
Malagasy Republic	2,618	1,084	3,702	198	0	198	2,816	1,084	3,900
Malaysia	0	3	3	0	0	0	0	3	3
Maldives Island	1	0	1	0	0	0	1	0	1

Table 35 (Cont'd) - Number of valid work permits and certificates of exemption by country of origin & sex, as at end of April 2023

Country of origin	Valid Work Permits			Certificates of exemption			Grand Total		
	Male	Female	Both sexes	Male	Female	Both sexes	Male	Female	Both sexes
Mexico	2	0	2	0	0	0	2	0	2
Morocco	3	2	5	0	0	0	3	2	5
Mozambique	2	0	2	1	1	2	3	1	4
Nepal	703	16	719	73	0	73	776	16	792
Nigeria	10	0	10	1	0	1	11	0	11
Pakistan	9	0	9	0	0	0	9	0	9
Philippines	7	19	26	20	0	20	27	19	46
Poland	3	0	3	0	0	0	3	0	3
Romania	0	0	0	1	0	1	1	0	1
Russia	0	1	1	0	0	0	0	1	1
Rwanda	1	0	1	1	3	4	2	3	5
Senegal	6	2	8	0	0	0	6	2	8
Serbia	0	0	0	3	0	3	3	0	3
Seychelles	2	0	2	3	2	5	5	2	7
Singapore	0	0	0	7	0	7	7	0	7
Slovakia	0	1	1	0	0	0	0	1	1
South Africa	20	11	31	9	4	13	29	15	44
South Korea	2	0	2	0	0	0	2	0	2
Spain	3	1	4	0	0	0	3	1	4
Sri Lanka	341	178	519	3	0	3	344	178	522
Swaziland	0	0	0	0	1	1	0	1	1
Switzerland	3	0	3	0	0	0	3	0	3
Syria	1	0	1	0	0	0	1	0	1
Taiwan	2	1	3	2	0	2	4	1	5
Tanzania	2	0	2	1	0	1	3	0	3
Thailand	1	2	3	0	0	0	1	2	3
Togo	0	0	0	1	0	1	1	0	1
Tunisia	3	2	5	0	0	0	3	2	5
Turkey	3	0	3	0	0	0	3	0	3
Uganda	0	4	4	3	1	4	3	5	8
United Kingdom	9	5	14	9	0	9	18	5	23
United Arab of Emirates	0	0	0	1	0	1	1	0	1
United States of America	2	4	6	6	0	6	8	4	12
Vietnam	1	0	1	0	0	0	1	0	1
Yemen	2	0	2	0	0	0	2	0	2
Zambia	0	1	1	1	0	1	1	1	2
Zimbabwe	18	5	23	2	0	2	20	5	25
Total	25,505	4,565	30,070	5,618	135	5,753	31,123	4,700	35,823

SECTION II



Section II - Rodrigues

1. Introduction

This section presents data on registered jobseekers for Rodrigues Island. The functioning of the Employment Information Centre in Rodrigues is similar to that in Mauritius.

2. Registered Unemployed

The number of registered unemployed as at the end of April 2023 was 3,933 (1,598 males and 2,335 females), while the number of registrants in employment amounted to 1,209 consisting of 551 males and 658 females (Table 1.1). 47% of the unemployed persons were aged between 16 and 29 years (Table 1.2).

Table 1.1 - Number of registered Unemployed and In Employment jobseekers by sex, as at end April 2023

Registered Jobseekers	Male	Female	Both sexes
Unemployed	1,598	2,335	3,933
In Employment	551	658	1,209
Total	2,149	2,993	5,142

Table 1.2 - Number of registered unemployed and in employment by sex and age group, as at end April 2023

Age group	Unemployed						In employment					
	Male		Female		Total		Male		Female		Total	
	Number	%	Number	%	Number	%	Number	%	Number	%	Number	%
16 - 29	751	47	1,101	47	1,852	47	279	51	321	49	600	50
30 - 39	422	26	791	34	1,213	31	158	29	243	37	401	33
40+	425	27	443	19	868	22	114	21	94	14	208	17
Total	1,598	100	2,335	100	3,933	100	551	100	658	100	1,209	100

The educational attainment of unemployed registrants was mainly in the category “Form I to V (including SC failed)” at 37%. Only 105 registrants had their Higher School Certificate. The length of unemployment of 19% of the registered unemployed was less than 2 years, and about 66% had been looking for work for 5 years or more. The average length of registration worked out to 4.0 years (Tables 1.3 and 1.4).

Table 1.3 - Registered unemployed jobseekers by qualification and sex, as at end of April 2023

Qualification	Male		Female		Total	
	Number	%	Number	%	Number	%
Education Nil + Std VI Failed	631	39	472	20	1,103	28
Standard VI Passed	208	13	240	10	448	11
Form I to V (including SC failed)	480	30	984	42	1,464	37
SC	228	14	533	23	761	19
HSC	34	2	71	3	105	3
Professional	17	1	35	1	52	1
Total	1,598	100	2,335	100	3,933	100

As regards previous work experience, 588 registrants had, in the past, worked or were qualified to work as “Craft & related trades workers”. The proportion of those who have never worked and did not possess any technical or professional qualifications is higher among female unemployed; 13% of the latter have never worked, compared to 4% of males unemployed (Table 1.5).

3. New registrants and re-registrants

For the month of April 2023, 32 new unemployed jobseekers have registered themselves consisting of 14 males and 18 females. The number of unemployed re-registrants and the number of unemployed jobseekers who reported for maintaining their registration are 39 (14 males and 25 females) and 325 (116 males and 209 females) respectively.

For in employment, there were 4 new registrants (3 males and 1 female) and 5 re-registrants (2 males and 3 females). 106 (53 males and 53 females) in employment registrants reported to the Employment Information Centres to maintain their registration (Table 1.6).

4. Registered unemployed with disabilities

Among the 3,933 unemployed registrants, there were 12 persons with disabilities who were looking for work comprising of 6 males and 6 females (Table 1.7).

Table 1.4 - Number of registered unemployed by qualification, length of registration, sex and age-group, Island of Rodrigues, as at end of April 2023

Qualification	Age-group Length of Registration	Male					Female					Both sexes				
		16 - 19	20 - 29	30 - 39	40+	Total	16 - 19	20 - 29	30 - 39	40+	Total	16 - 19	20 - 29	30 - 39	40+	Total
Education Nil +Std VI Failed	Less than 1 year	7	26	12	22	67	4	15	4	16	39	11	41	16	38	106
	1 yr but < 2 yrs	1	14	8	8	31	1	14	7	8	30	2	28	15	16	61
	2 yrs but < 3 yrs	0	12	4	4	20	0	10	3	6	19	0	22	7	10	39
	3 yrs but < 4 yrs	0	6	3	5	14	0	7	6	3	16	0	13	9	8	30
	4 yrs but < 5 yrs	0	4	9	3	16	0	8	9	7	24	0	12	18	10	40
	5 yrs and above	0	35	153	295	483	0	25	122	197	344	0	60	275	492	827
	Total	8	97	189	337	631	5	79	151	237	472	13	176	340	574	1,103
Standard VI (Passed)	Less than 1 year	10	14	3	3	30	2	13	3	3	21	12	27	6	6	51
	1 yr but < 2 yrs	0	5	2	1	8	2	3	4	1	10	2	8	6	2	18
	2 yrs but < 3 yrs	0	1	1	0	2	0	2	1	0	3	0	3	2	0	5
	3 yrs but < 4 yrs	0	4	1	1	6	0	7	1	1	9	0	11	2	2	15
	4 yrs but < 5 yrs	0	10	0	1	11	0	15	3	2	20	0	25	3	3	31
	5 yrs and above	0	55	68	28	151	0	66	64	47	177	0	121	132	75	328
	Total	10	89	75	34	208	4	106	76	54	240	14	195	151	88	448
Form I to V (including SC failed)	Less than 1 year	23	42	4	2	71	28	59	6	2	95	51	101	10	4	166
	1 yr but < 2 yrs	12	44	2	0	58	4	43	0	2	49	16	87	2	2	107
	2 yrs but < 3 yrs	0	35	3	1	39	0	45	6	0	51	0	80	9	1	90
	3 yrs but < 4 yrs	0	24	1	2	27	0	46	3	1	50	0	70	4	3	77
	4 yrs but < 5 yrs	0	40	2	3	45	0	55	11	2	68	0	95	13	5	113
	5 yrs and above	0	93	106	41	240	0	205	353	113	671	0	298	459	154	911
	Total	35	278	118	49	480	32	453	379	120	984	67	731	497	169	1,464

Table 1.4 (cont'd) - Number of registered unemployed by qualification, length of registration, gender and age group, Island of Rodrigues, as at end of April 2023

Qualification	Age-group Length of Registration	Male					Female					Both sexes				
		16 - 19	20 - 29	30 - 39	40+	Total	16 - 19	20 - 29	30 - 39	40+	Total	16 - 19	20 - 29	30 - 39	40+	Total
SC	Less than 1 year	14	21	0	0	35	30	13	0	0	43	44	34	0	0	78
	1 yr but < 2 yrs	3	29	0	0	32	5	33	0	0	38	8	62	0	0	70
	2 yrs but < 3 yrs	0	17	0	0	17	0	31	0	1	32	0	48	0	1	49
	3 yrs but < 4 yrs	0	21	0	0	21	0	36	0	1	37	0	57	0	1	58
	4 yrs but < 5 yrs	0	15	4	0	19	0	30	0	1	31	0	45	4	1	50
	5 yrs and above	0	65	34	5	104	0	159	168	25	352	0	224	202	30	456
	Total	17	168	38	5	228	35	302	168	28	533	52	470	206	33	761
HSC	Less than 1 year	1	8	0	0	9	2	10	0	0	12	3	18	0	0	21
	1 yr but < 2 yrs	0	13	0	0	13	0	22	0	0	22	0	35	0	0	35
	2 yrs but < 3 yrs	0	1	0	0	1	0	1	0	0	1	0	2	0	0	2
	3 yrs but < 4 yrs	0	3	0	0	3	0	4	0	0	4	0	7	0	0	7
	4 yrs but < 5 yrs	0	1	0	0	1	0	4	0	0	4	0	5	0	0	5
	5 yrs and above	0	6	1	0	7	0	20	8	0	28	0	26	9	0	35
	Total	1	32	1	0	34	2	61	8	0	71	3	93	9	0	105
Professional	Less than 1 year	0	4	0	0	4	0	3	1	0	4	0	7	1	0	8
	1 yr but < 2 yrs	0	2	0	0	2	0	5	0	0	5	0	7	0	0	7
	2 yrs but < 3 yrs	0	1	0	0	1	0	1	0	0	1	0	2	0	0	2
	3 yrs but < 4 yrs	0	2	0	0	2	0	0	0	0	0	0	2	0	0	2
	4 yrs but < 5 yrs	0	0	0	0	0	0	0	0	0	0	0	0	0	0	0
	5 yrs and above	0	7	1	0	8	0	13	8	4	25	0	20	9	4	33
	Total	0	16	1	0	17	0	22	9	4	35	0	38	10	4	52
Grand Total		71	680	422	425	1,598	78	1,023	791	443	2,335	149	1,703	1,213	868	3,933

Figure 7 - Registered unemployed (%) by educational attainment for Island of Rodrigues, as at end of April 2023

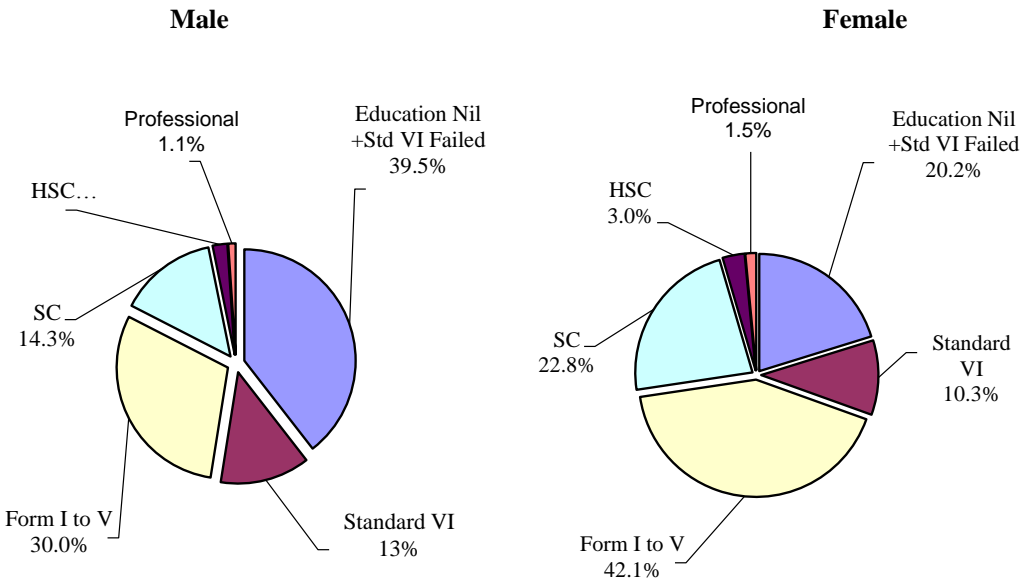


Figure 8 - Number of registered unemployed by age group & sex for Island of Rodrigues, as at end of April 2023

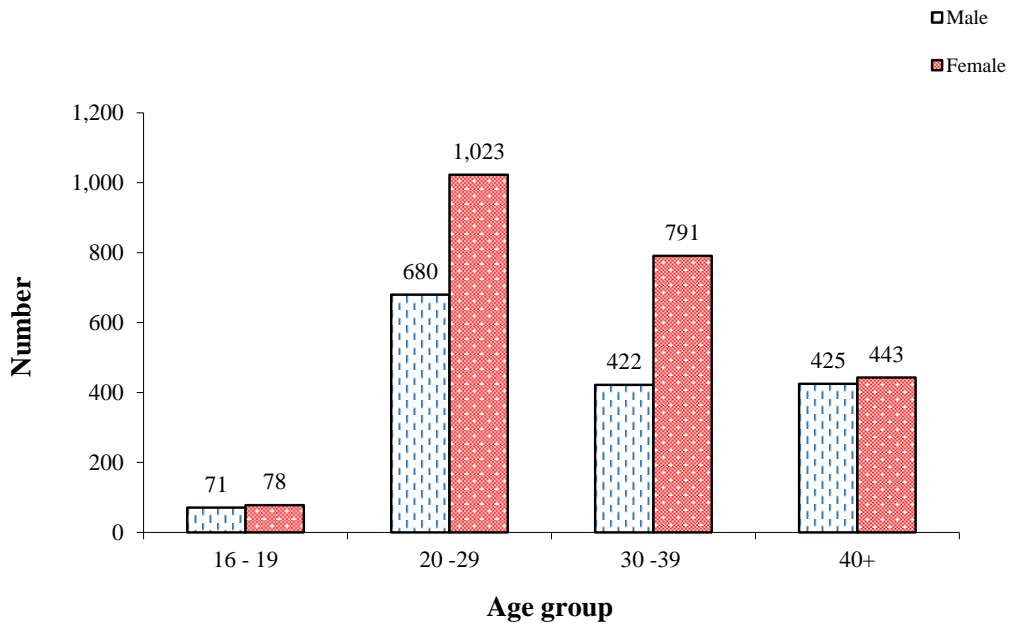


Table 1.5 - Number of registered unemployed by occupational group and sex, Island of Rodrigues, as at end of April 2023

Occupational group	Male	Female	Both sexes
Managers	3	5	8
Professionals	13	20	33
Technicians & Associate Professionals	33	111	144
Clerical support workers	32	189	221
Service & sales workers	142	624	766
Skilled agricultural, forestry & fishery workers	172	68	240
Craft & related trades workers	368	220	588
Plant & machine operators & assemblers	109	48	157
Elementary occupations	667	735	1,402
New workers seeking employment	59	315	374
Total	1,598	2,335	3,933

Table 1.6 - Number of Unemployed and In Employment new registrants, re-registrants & those who reported for maintaining their registration by sex, Island of Rodrigues, April 2023

Type of registration	Unemployed			In Employment			Total		
	Male	Female	Both sexes	Male	Female	Both sexes	Male	Female	Both sexes
New Registration	14	18	32	3	1	4	17	19	36
Re-registration	14	25	39	2	3	5	16	28	44
Reported	116	209	325	53	53	106	169	262	431
Total	144	252	396	58	57	115	202	309	511

Table 1.7 - Number of registered unemployed with disabilities by nature of disability and sex, Island of Rodrigues, as at end of April 2023

Nature of disability	Male	Female	Both sexes
Abnormal movement of body parts	0	2	2
Deaf and dumb	1	0	1
Deformation of body parts since birth	1	0	1
Disabled following surgical operation or illness	1	1	2
Epileptic	1	1	2
Partly Blind	1	1	2
Partly Deaf	1	1	2
Total	6	6	12

GLOSSARY

Active Population or Labour Force - active population or labour force is made up of employed and unemployed population.

Activity Rate - activity rate is the ratio (%) of labour force to population aged 16+ (active and inactive population)

Back to Work Programme (BTWP) - a programme launched in June 2015, is meant for women above 35 years of age to enable them take up or resume employment. All women should register first as unemployed at the EIC before applying at BTWP.

Certificate of Exemption- the Employment (Non-Citizens) (Restriction) Exemptions Regulations 1970, stipulates that certain categories of expatriates are exempted from a work permit during his/her period of employment in Mauritius.

De-Registration - jobseekers who fail to maintain their registration during the month and consequently their applications are removed from the live register and placed in a dormant register.

Disability - any limitation to perform a daily life activity in a manner considered normal for persons of their age.

Dual Training Programme (DTP) - a programme launched in 2015 is a mix of practical on-the-job training and classroom studies. The main objective of the DTP is to address the problem of skills mismatch in the labour market and to ensure the availability of skilled manpower for employers.

Educational attainment - the highest level of education completed, whereas for persons attending school, it refers to the standard, form or course being attended.

Employment - employed population aged 16 years and above (16+) who have worked for pay, profit or family gain for at least one hour during the reference week of a month. It includes those who are temporarily absent from work for reasons such as leave with pay, leave without pay and temporary disorganisation of work (bad weather, breakdown of equipment, lack of order, etc.).

Employment Information Centres (EIC) - the thirteen public Employment Office found in Mauritius and one in Rodrigues where among others attention is being given to jobseekers.

Industrial Group - the national classification based on ISIC (International Industrial Classification of Economic Activities) Rev 3 of United Nations is the reference classification of productive activities. Its main purpose is to provide a set of activity categories that can be utilised for the collection and reporting of statistics according to such activities.

In-employment jobseekers at EIC - persons who are in some sort of employment and are in search of a well remunerated or secured job.

Inflation rate - inflation rate as measured by the Consumer Price Index (CPI) is the percentage change in the level of prices from one period to another. It is measured by comparing the average level of prices during a twelve-month period with the average level during the corresponding previous twelve-month period. The CPI is an indicator of changes over time in the general level of goods and services acquired by Mauritian consumers.

Jobseeker - Any citizen of Mauritius aged 16 years and above who is actively looking for employment and is available to work.

Job Management System - The website of the National Employment Department, where employers and jobseekers interact freely. The website <https://mauritiusjobs.govmu.org> was launched in June 2014. Jobseekers register their Curriculum Vitae (CV) and apply for jobs; while employers input vacancies and search for candidates.

Labour migration - The movement of people from one country to another for employment in a better environment.

Live Register - the database of jobseekers who are registering at the National Employment Department.

Magazine de L'Emploi et des Metiers - A television programme for broadcast of vacancies and information on the world of work. It also includes radio talk shows and debates on television relating to the labour market.

New registrant - a jobseeker who apply for registration for the first time at the National Employment Department.

New and renewed work permit - Each time when enterprises initially apply for the work permit of foreign workers for the first time at the Ministry of Labour, Human Resource Development and

Training and employ them for the first time, the work permit is considered as new. In case the foreigners move from the actual enterprise for another enterprise, the valid work permit is cancelled and again a new work permit rather than renewed work permit is issued. But in case of expiry of the current work permit and the foreign worker is still working for the same enterprise, the work permit is renewed. Applications should be submitted two months prior to the expiry of the current work permit. Applications for renewal of work permits received after expiry of current work permits is not accepted

Occupational Group - the National Classification of Occupations 2009 (NCO-09) adopted from International Standards Classification of Occupations 2008 (ISCO-08) which is a document of the International Labour Organisation (ILO) and is a tool for organising jobs in a clearly defined set of groups and according to the specificity of the tasks and duties undertaken in the job.

Placement - the offer of a decent and remunerative job/internship to a jobseeker.

Public Sector - It comprises of organisations that are owned and operated by Government and exist to provide services for its citizens.

Real Gross Domestic Product (GDP) Growth Rate - the rate of change that GDP at basic prices (amount receivable by the producer exclusive of taxes and inclusive of subsidies on products) changes/grows from one year to another after removing price effect. GDP is the aggregate money value of all goods and services produced within a country out of economic activity during a specified period, usually a year, before provision for the consumption of fixed capital.

Registered unemployed and in-employment at EIC - Only those persons who actively and continuously maintain their registration at EIC are included as registered. The live register comprise of new registrants, re-registrants and those maintaining their registration.

Reported - jobseekers who are maintaining their names on the live register of the National Employment Department.

Re-registrants - those who have ceased registration for a period not exceeding two years, and come back to be re-admitted on the live register. If the break is more than two years then the case will be considered as a new one.

Trainee Engineer Scheme – Government announced a special scheme in the Budget Programme 2016 – 2017. The scheme aimed at providing practical training for graduates in Engineering in order to enable

them to qualify for registration with the Council of Registered Professional Engineers (CRPE) of Mauritius and to operate as full-fledged Engineers.

Unemployment (Continuous Multi-Purpose Household Survey) - unemployment population comprise all Mauritians aged 16+ who are not working but who are looking for work and are available for work during the reference period.

Unemployed registered jobseekers at EIC - jobseekers aged 16 years and above registered as unemployed at EIC who are without work, currently available for work and actively seeking for work limited to Mauritian citizen residing in Mauritius and Rodrigues Island.

Unemployment rate - unemployment rate is the ratio (%) of unemployment to labour force.

Vacancy - a position in an enterprise that is vacant and a call for suitable candidate is being made.

Valid work permit - The non-citizens (Employment Restriction) Act 1973, stipulates that a non-citizen shall not engage in any occupation in Mauritius for reward or profit or be employed in Mauritius unless there is in force in relation to him a valid permit and he engages in the occupation, or is employed in accordance with any condition which may be specified in the permit. The Act also stipulates that “no person shall have a non-citizen in his employment in Mauritius without there being in force a valid permit in relation to that employment.”

Work Permit - a legal document authorising a person under certain conditions to take employment in Mauritius.

Workfare Programme - The Workfare Programme (WP) was initiated by Government to protect laid off workers in the difficult phase of their lives by providing them financial relief and assistance in terms of job placement, training /re-skilling and starting up a business. It has been incorporated in the new Labour Laws under the Employment Rights Act 2008 and became effective following proclamation of the Act on 02 February 2009.

Youth Employment Programme (YEP) - a programme which started in 2013 for unemployed youth aged between 16 and 35 years and provides them with training and placement in an enterprise for an initial period of one year with the possibility of one additional year of placement with another enterprise. All youth should register first as unemployed at the EIC before applying at YEP.



NATIONAL EMPLOYMENT DEPARTMENT

11th Floor, Victoria House,
C/r St Louis & Barracks Streets,
Port-Louis

■ Mauritius Jobs
405 0129
<https://mauritiusjobs.govmu.org/>

■ Back To Work Programme
405 0120 / 405 0121
www.backtowork.mu

■ Dual Training Programme
405 0123
<https://mauritiusjobs.govmu.org/>

■ Youth Employment Programme
405 0111 / 36
405 0185 / 82
www.yep.mu

■ Labour Market Information System
405 0126 / 27
<https://mauritiusjobs.govmu.org/>

■ Trainee Engineer Scheme
405 0131 / 405 0122
<https://mauritiusjobs.govmu.org/>